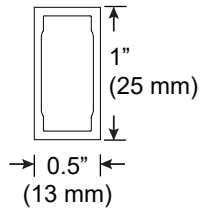
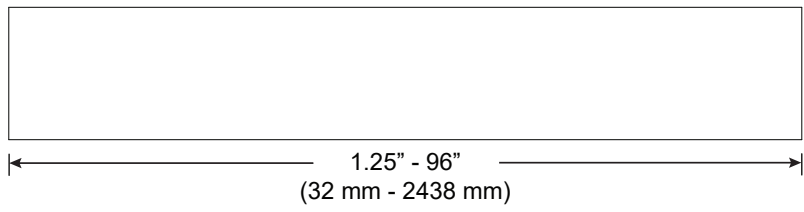
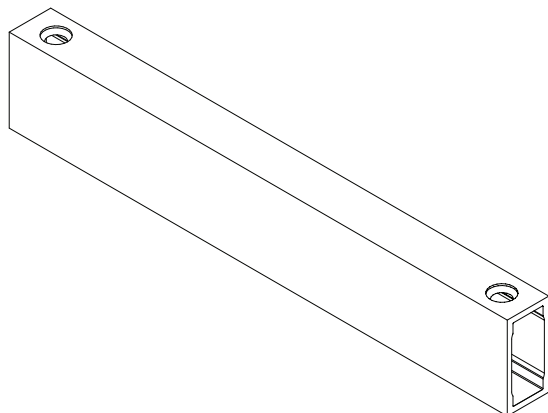
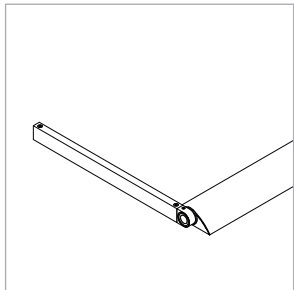


# Single Arm | Wall / Ceiling Mount

For use with System | 107

Connects System | 107 mounting hardware to rails at system end sections and allows concealed power feed. Single arms supplied in pairs. Ceiling mounted systems can project up to 96" (2438 mm). Wall mounted systems can project up to 48" (1219 mm). Wall arms 18" (457 mm) and over require a cable tie back. For Tee systems, arms 6" (152 mm) and over for Wall mount require a cable tie back.

Technical Support: 707-996-9898



PART NUMBER **AM-107-S-XX-WA-CA-YY**

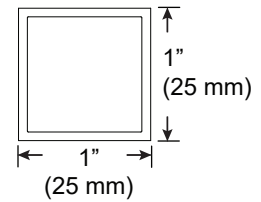
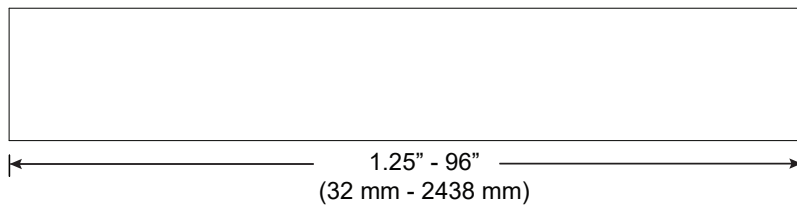
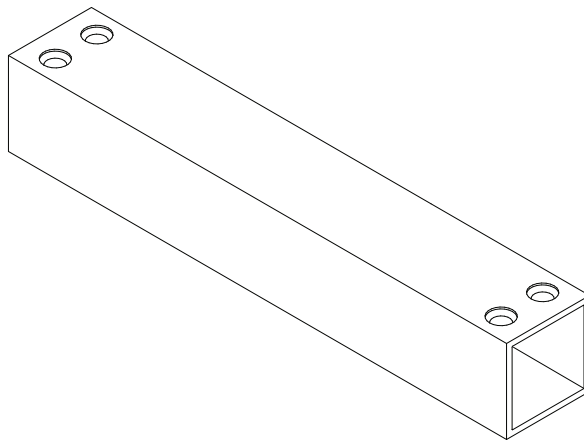
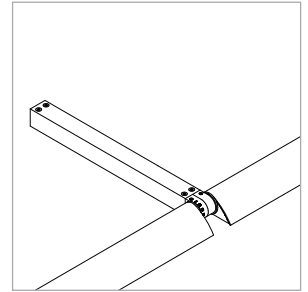
DESCRIPTION Arm, System LED 107, single, XX" [LENGTH], wall and ceiling arm mount, available in anodized aluminum (AA), white painted (W1) and black anodized (AB).

## Double Arm | Wall / Ceiling Mount

For use with System | 107

Connects System | 107 mounting hardware to rails at system mid sections and allows concealed power feed. Single arms supplied in pairs. Ceiling mounted systems can project up to 96" (2438 mm). Wall mounted systems can project up to 48" (1219 mm). Wall arms 18" (457 mm) and over require a cable tie back. For Tee systems, arms 6" (152 mm) and over for Wall mount require a cable tie back.

Technical Support: 707-996-9898



PART NUMBER **AM-107-D-XX-WA-CA-YY**

DESCRIPTION Arm, System LED 107, double, XX" [LENGTH], wall and ceiling arm mount, available in anodized aluminum (AA), white painted (W1) and black anodized (AB).