



## Spec Guide

# ZipTwo | Square 3535/30 | 707



Direct or indirect lighting for wall wash and ceiling wash applications.



Square 3535/30, Soft Wash, white

## Benefits & Features

### Minimal Profile, Robust Design

Asymetric profile. 1.38" (35mm) x 1.42" (36mm) / 30°.

### Superior Light Quality & Performance

Output up to 1040 lm/ft (HO), 106 lm/W (HO). 90 static, 90 CRI RGBW, & 90 CRI tunable white 2200K - 5000K. Custom ranges available upon request.

### Versatile Mounting, Easy Installation

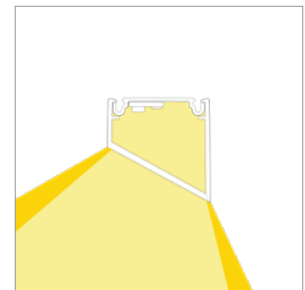
Magnet with tape-on metal strip or low profile clip allow for mounting to almost any surface or T-Bar ceiling.

### Discrete Wall Washer

Asymmetric lens with Soft Wash minimizes glare while subtly casting light on a surface.



Square 3535/30, Soft Wash, black



Light Distribution

Copyright © 2025 Vode Lighting LLC | All rights reserved | 21684 8th Street East, Suite 700, Sonoma, CA 95476 | 707-996-9898

## Applications

---

### General Interior and Open Office



Square 3535/30, Soft Wash

## Sustainability &amp; Certifications

## DECLARE

## International Living Future Institute (ILFI)

Red List  
Approved

All Vode Lighting linear light fixtures proudly carry the Red List Approved designation.



### Vode Adaptive Architectural Lighting Systems

#### Vode Lighting LLC

**Final Assembly:** Sonoma, California, US  
**Life Expectancy:** 10+ Year(s)  
**End of Life Options:** Recyclable (100%)

**Ingredients:**

Steel; Anodized Aluminum (6063-T5 Alloy); Small Electrical Component (RoHS); Copper; **Fluorinated Ethylene Propylene (masterbatch)**; Polymethyl methacrylate (PMMA); Stainless Steel; Polyoxymethylene Copolymer (POM); Styrene-butadiene polymer, hydrogenated; Poly(methyl methacrylate/butyl acrylate/styrene) (PMMA/BA/S); Styrene/butadiene copolymer; Distillates; Polypropylene; Calcium carbonate; Polycarbonate; EVA Copolymer; Methyl methacrylate (MMA); Polyphenylene Oxide; Brass; Tin, Organic

**Living Building Challenge Criteria:** Compliant**I-13 Red List:**

☐ LBC Red List Free      % Disclosed: 100% at 100ppm  
☒ LBC Red List Approved      VOC Content: Not Applicable  
☐ Declared

**I-10 Interior Performance:** Not Applicable  
**I-14 Responsible Sourcing:** Not Applicable

VDE-0001  
 EXP. 01 FEB 2026  
 Original Issue Date: 2018

MANUFACTURER RESPONSIBLE FOR LABEL ACCURACY  
 INTERNATIONAL LIVING FUTURE INSTITUTE™ [living-future.org/declare](https://living-future.org/declare)

Click here to learn more: [International Living Future Institute](https://living-future.org/declare)

## TM65NA

## CIBSE &amp; ASHRAE on Embodied Carbon

Vode recognizes TM65NA as the highest standard for understanding the embodied carbon of our fixtures.

Developed with ASHRAE, it adapts CIBSE's TM65 for North America, ensuring accurate regional assessments. It must be used alongside TM65 and follows TM65LA's framework.

**System:** 707 | ZipTwo | Surface Mounted  
**Embodied Carbon (kg CO<sub>2</sub>e):** 28.63\*

**\*Note:** Embodied Carbon, expressed in kilograms of CO<sub>2</sub>e is calculated using a 48" fixture and includes the LED driver.



Click here to learn more [CIBSE, ASHRAE](#).

## BAA X BABA

### Buy American Act / Build America & Buy America Act Compliance

Vode is dedicated to supporting domestic manufacturing and ensuring compliance with BAA and BABA requirements.

Given the complexity of our products, we recommend reaching out to [vodecares@vode.com](mailto:vodecares@vode.com) for confirmation regarding compliance for your specific project.



Click here to learn more: [US Department of Commerce](#)

Structure

Rail Lengths	24" (610mm) - 144" (3658mm). Modified lengths available. See <a href="#">Rail Length Chart</a> for more details.
Rail Dimensions	1.38" (35mm) x 1.42" (36mm) / 30° x length.
Construction	Extruded and machined 6063 aluminum.
Mounting	Clip, Clip with Micro J-Box, Magnet with Tape-On Metal Strip, T-Bar Clips for most grid/panel construction, Strut Channel Clip.
System Run Length	24" (610mm) minimum. Unlimited maximum.
Operating Temperature	32°F to 104°F (0°C to 40°C).
Humidity	0-95%, non-condensing. Suitable for damp locations.
System Weight	0.29lbs per ft (0.13kg per 305mm). Power supply and housing not included.

Materials

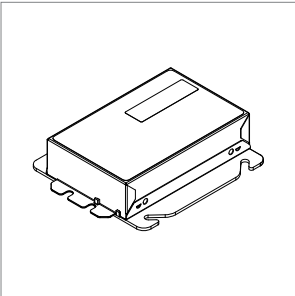
LED Board Construction	Aluminum core PCB, black LCP connectors, RoHS compliant.
Lens	High-impact extruded acrylic glass (PMMA).
Power Cable	Ø3mm, 33/2 AWG, Plenum (CMP) rated semi-rigid PVC or FEP, flame tested UL-910, red list free.
Cable Connectors	Unfilled black nylon, rated UL 94 V-0, halogen free, PVC or FEP overmold, RoHS compliant, LBC red list free.
Remote Linear Power Housing (RLP)	20.7" x 2.375" x 2.53", 0.054" formed Galvanized Steel.
Remote Brick Power Housing (RBP)	4.32" x 3.37" x .078" Galvanized Steel mounting plate.

Power and Controls

Power Type	Class 2 (<60V output) constant current driver.
Dimming Controls	Dimming (0.1%, 1%), 0-10V, DALI, DMX, Hi-lume 1% are available. See <a href="#">Power Guide</a> for details.
Input Voltage	120V - 277V, 50/60hz.
Power Location	Remote power. Maximum remote distance up to 100' (30.5m) depending on driver selection. See <a href="#">Power Guide</a> for details.

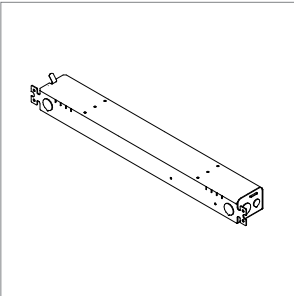
Remote power is locating the power supply away from the fixture. Remote power comes in two housing styles: brick style and linear style. Consult [Power Guide](#) to determine which type you will receive.

Remote Brick Power Housing



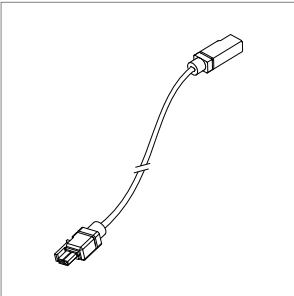
Supplied for some remote power applications. One remote power supply housing is supplied for each rail. Provided driver mounting plate fits standard 4" metal, square J-Boxes with a minimum volume of 21 in<sup>3</sup> (J-Box not provided). See [Tech Sheet](#) for details.

Remote Linear Power Housing



One remote power supply housing is supplied with each power supply. All Vode linear remote drivers come in a 0.054" (0.8mm) formed galvanized steel power supply housing with five (5) knockouts: (4) 1-1/8", (1) 7/8" and (1) 9/16". Accommodates standard linear power supplies. See [Tech Sheet](#) for details.

Wire Harness



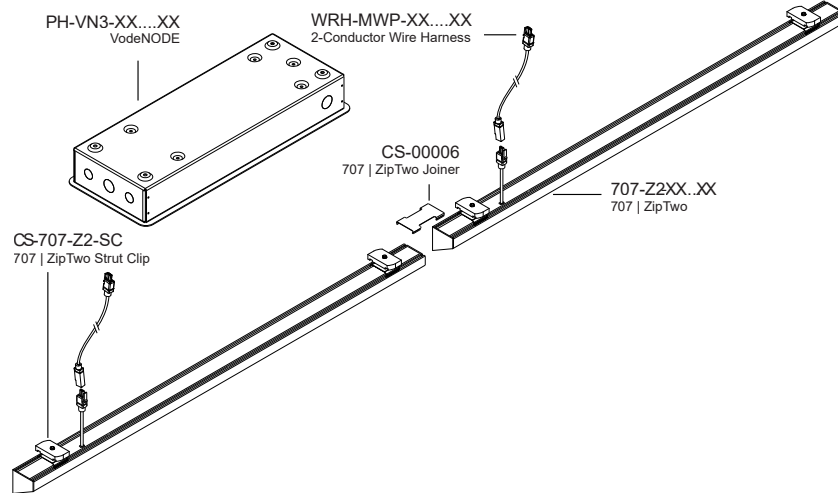
Wire harness connects driver to rail section. Lengths of 10' (3.0m) & 25' (7.6m) with snap-lock connectors for quick and easy installation. Multiple harnesses may be combined for lengths up to 100' (30.5m). See [Tech Sheet](#) for details.



## Power and Controls

### Flexible 1 to 1 power

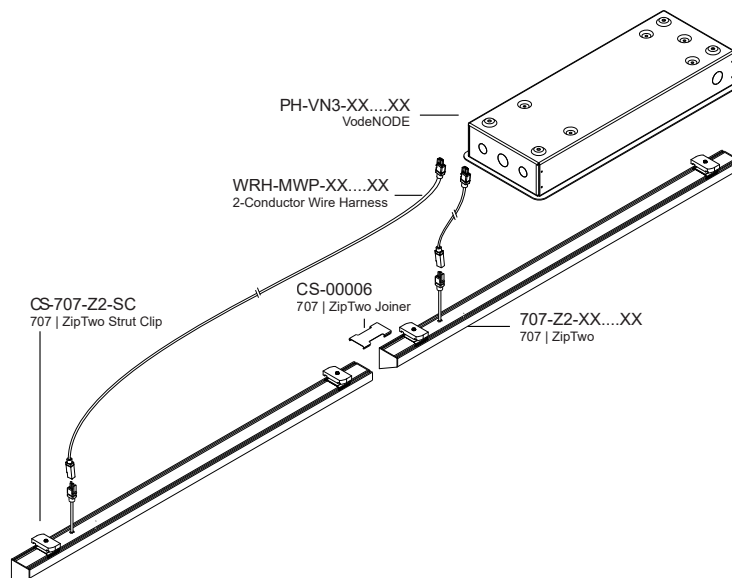
For Flexible 1 to 1 Power, Vode supplies one single output driver per fixture, allowing each fixture to be controlled independently. Direct/Indirect fixtures are supplied with two single output drivers, allowing the direct and indirect lighting to be controlled independently. Consult [Power Guide](#) to determine which type you will receive.



### Optimized Power

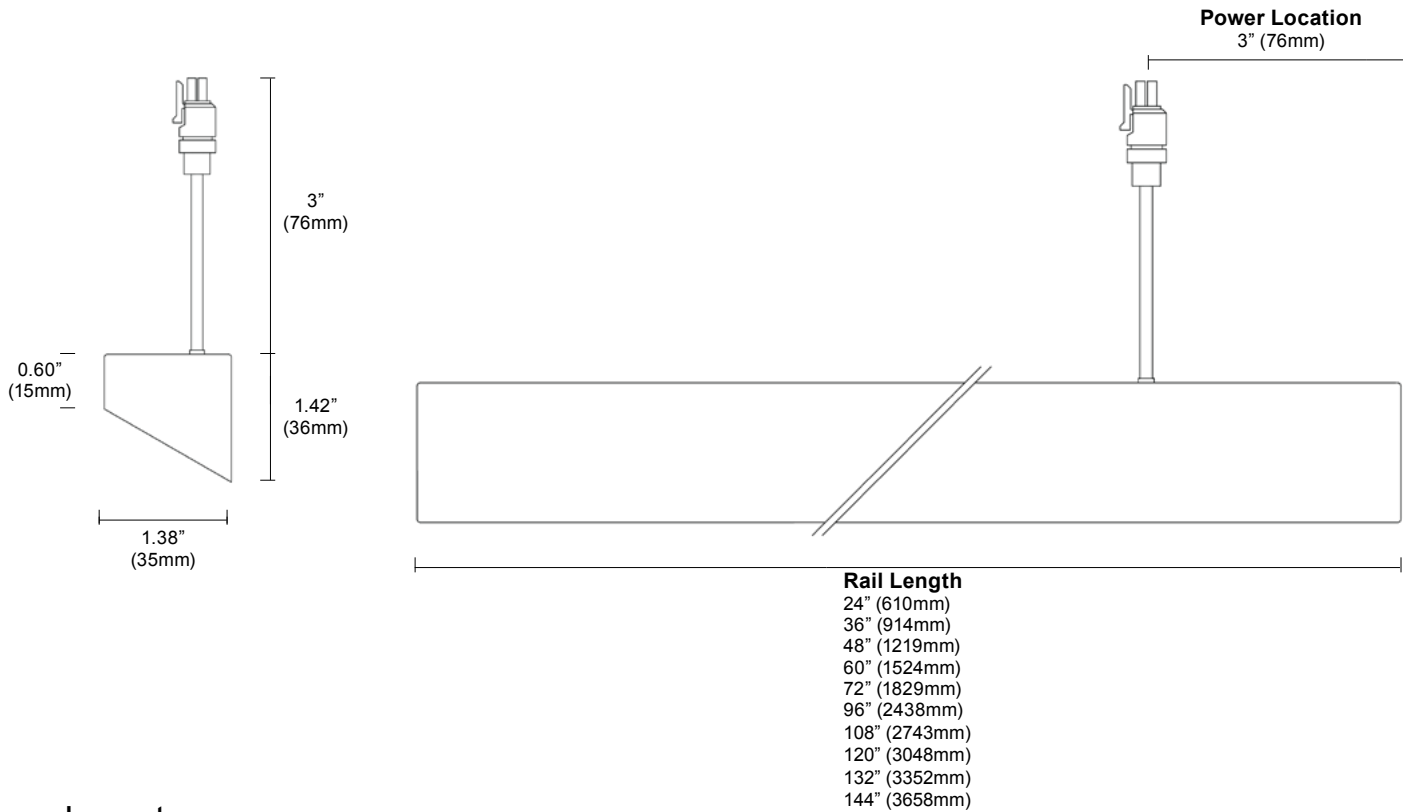
To optimize power, Vode configures specifications with drivers that have 2 or 4 outputs. Depending on system configurations and power requirements, up to 4 fixtures can be powered from a 4-output driver. Consult [Power Guide](#) to determine which type you will receive.

IMPORTANT: Each fixture will still require individual wire harnesses, as shown below.

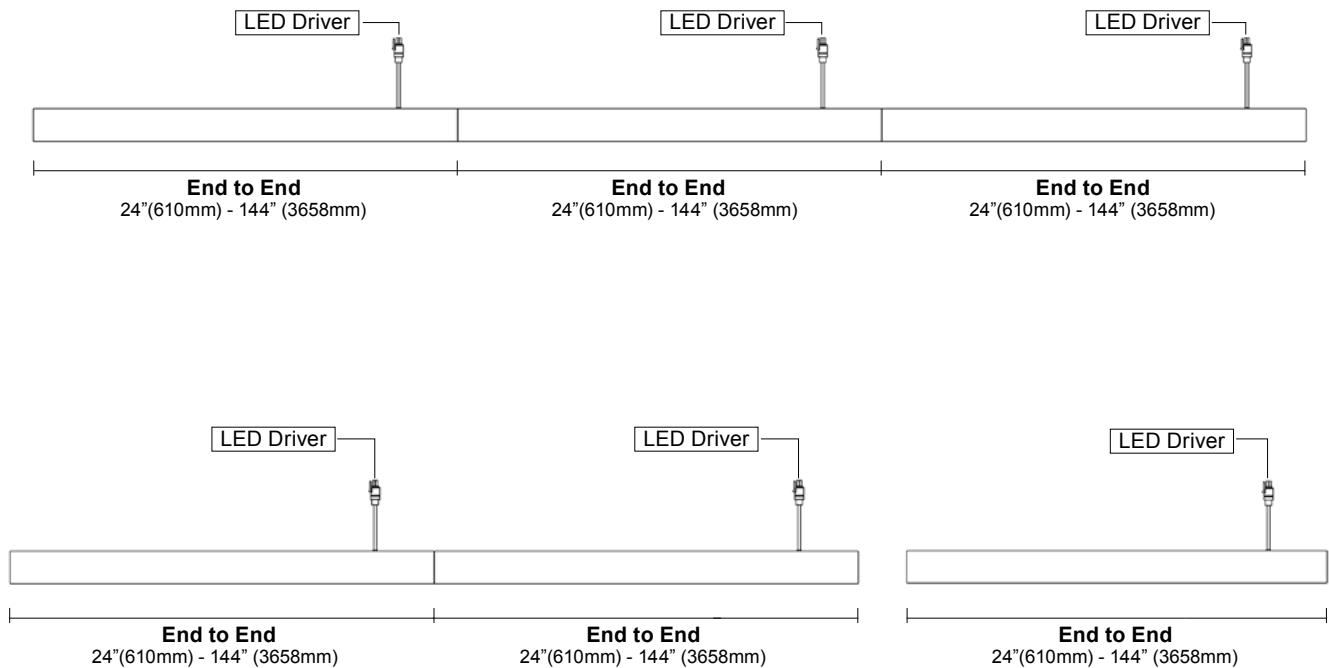


Note: Drawings not to scale, for reference only.

## Dimensions

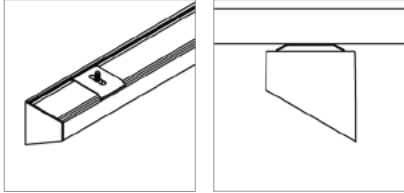


## Layout

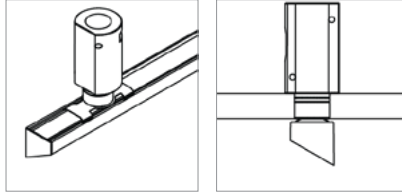


Corner and Shapes Available (Square, Rectangle, L-Shape, U-Shape, ZigZag) [See Guide](#) for details.

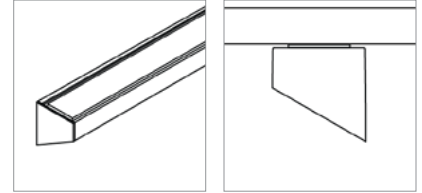
## Mounting Options



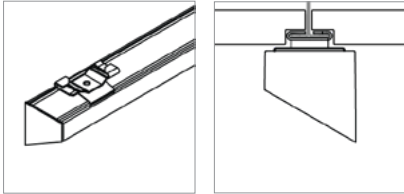
Clip (C)



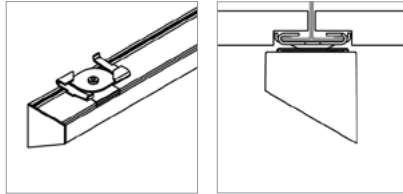
Clip with Micro J-Box (CM)



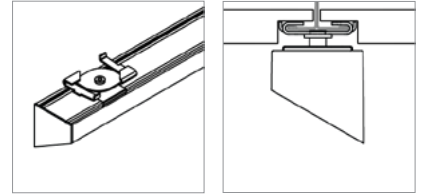
Magnet with Tape-On Metal Strip (T)



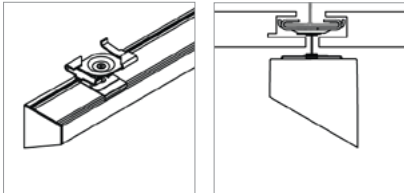
9/16" T-Bar Clip, low profile (T1)



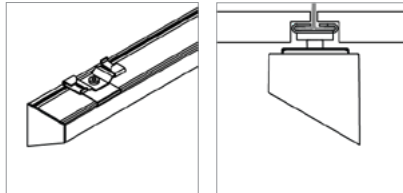
15/16" T-Bar Clip, low profile (T2)



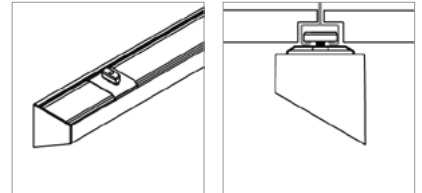
15/16" T-Bar Clip, medium profile (T3)



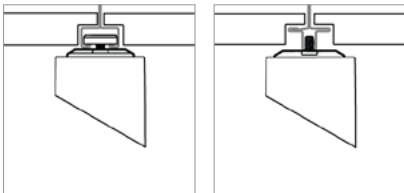
15/16" T-Bar Clip, concealed (T4)



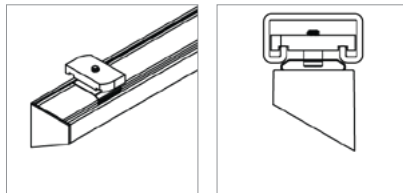
9/16" T-Bar Clip, medium profile (T5)



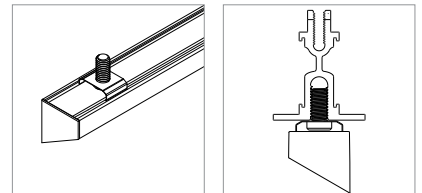
Slotted T-Bar Clip (T6)



Dimensional T-Bar Clip (T7)



Strut Channel Clip (SC)



Armstrong DynaMax (DM)

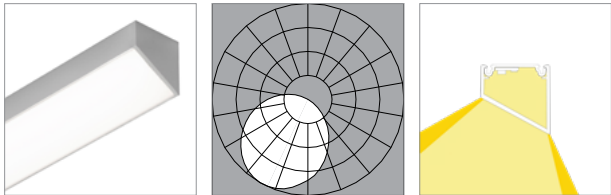
See [ZipTwo Clip Guide](#) to check compatibility.



# Performance | Zipper Board Optics

Zipper Board Optics design has 72 diodes per foot (305mm).

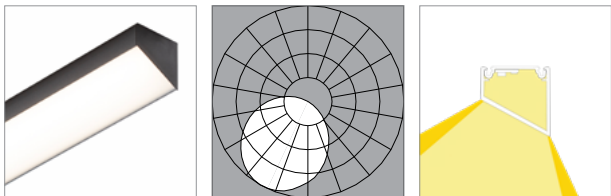
## Square 3535/30, Soft Wash, white finish (A3-WH)



L80 >60,000 hours

	90 CRI (90min., 96 avg.)			
Low Output (LO)	2700K	3000K	3500K	4000K
Efficacy - Lumens per Watt	77	79	81	82
Lumens per foot (305mm)	284	293	299	302
Watts per foot (305mm)	3.8	3.8	3.8	3.8
Standard Output (SO)	2700K	3000K	3500K	4000K
Efficacy - Lumens per Watt	88	90	92	93
Lumens per foot (305mm)	568	585	597	603
Watts per foot (305mm)	6.6	6.6	6.6	6.6
High Output (HO)	2700K	3000K	3500K	4000K
Efficacy - Lumens per Watt	87	89	91	92
Lumens per foot (305mm)	851	878	896	905
Watts per foot (305mm)	9.9	9.9	9.9	9.9

## Square 3535/30, Soft Wash, black finish (A3-BL)



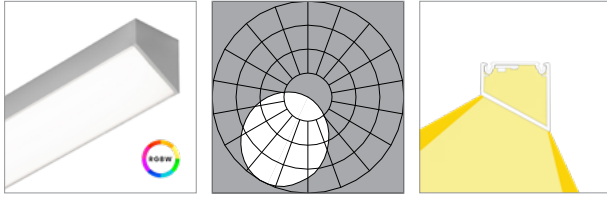
L80 >60,000 hours

	90 CRI (90min., 96 avg.)			
Low Output (LO)	2700K	3000K	3500K	4000K
Efficacy - Lumens per Watt	66	68	70	70
Lumens per foot (305mm)	245	252	257	260
Watts per foot (305mm)	3.8	3.8	3.8	3.8
Standard Output (SO)	2700K	3000K	3500K	4000K
Efficacy - Lumens per Watt	76	78	80	80
Lumens per foot (305mm)	489	504	515	520
Watts per foot (305mm)	6.6	6.6	6.6	6.6
High Output (HO)	2700K	3000K	3500K	4000K
Efficacy - Lumens per Watt	75	77	79	79
Lumens per foot (305mm)	734	757	772	780
Watts per foot (305mm)	9.9	9.9	9.9	9.9

## Performance | Zipper Board Optics | RGBW

Zipper Board Optics design has 72 diodes per foot (305mm).  
 RGBW (red, green, blue, and white) tested with **all channels on**.

### Square 3535/30, Soft Wash, white finish (A3-WH)



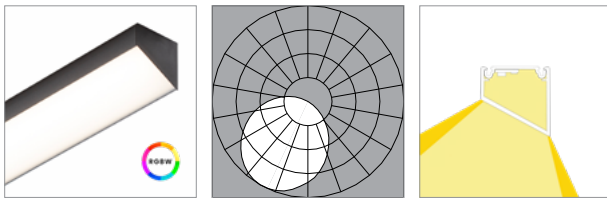
L80 >60,000 hours

#### RGBW Color, 90 CRI (90min., 96 avg.)

Low Output (LO)	2700K	3000K	3500K	4000K
Efficacy - Lumens per Watt	57	59	60	61
Lumens per foot (305mm)	178	184	188	190
Watts per foot (305mm)	3.2	3.2	3.2	3.2

Standard Output (SO)	2700K	3000K	3500K	4000K
Efficacy - Lumens per Watt	48	49	50	51
Lumens per foot (305mm)	357	368	375	379
Watts per foot (305mm)	7.6	7.6	7.6	7.6

### Square 3535/30, Soft Wash, black finish (A3-BL)



L80 >60,000 hours

#### RGBW Color, 90 CRI (90min., 96 avg.)

Low Output (LO)	2700K	3000K	3500K	4000K
Efficacy - Lumens per Watt	49	51	52	52
Lumens per foot (305mm)	154	158	162	163
Watts per foot (305mm)	3.2	3.2	3.2	3.2

Standard Output (SO)	2700K	3000K	3500K	4000K
Efficacy - Lumens per Watt	41	42	43	44
Lumens per foot (305mm)	307	317	323	327
Watts per foot (305mm)	7.6	7.6	7.6	7.6

## Patent Marking

---

This website (<https://www.lmpg.com/patents-trademarks>) is provided to satisfy the virtual patent marking provisions of applicable jurisdictions. Some products listed may be covered by additional patents not referenced here. To learn more, visit <https://www.vode.com/about/legal>

## Copyright

---

*Copyright © 2025 Vode Lighting LLC. All rights reserved. Vode, the Vode logo, BoxRail, FlyWing, MicroBaffle, Button Board, Zipper Board, Zero Canopy, Zero Block, VodeNODE and other names are either registered trademarks or trademarks of Vode Lighting LLC in the United States and may be registered in other countries. All other trademarks listed herein belong to their respective owners. Due to ongoing innovation, specification details may change without notice.*