



Spec Guide

RaceRail | Table Arm | 107



Task lighting for table, workstation, and carrel desk applications.



RaceRail: direct or indirect, 370° rotation.

Benefits & Features

Super Slim, Adaptive Design

Round profile, Ø1.12 in.

Superior Light Quality & Performance

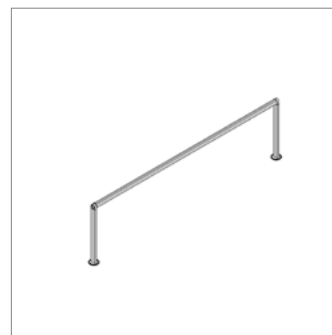
Output up to 1507 lm/ft (HO), 132 lm/W (HO). 90 CRI static & tunable white 2200K - 5000K. Custom ranges available upon request.

High Performance Optics

Break through Batwing lens designed for excellent fixture to fixture spacing.

Better Optics & Beam Control Options

Batwing, FlyWing, and diffuse lens available. Directional control with 370° rotation, angle gauge and lock.



Arm Anchor®



Arm Anchor, Double Rail with Tee

Build Your Specification

107-RR				TA	18	»
--------	--	--	--	----	----	---

System & Rail Type	Single/Double Rail	System Length	Rail Length	Mounting	Arm Length
107-RR RaceRail	01 Single Rail 03 Double Rail with 3" (76mm) Tee 06 Double Rail with 6" (152mm) Tee 12 Double Rail with 12" (305mm) Tee ZZ Other (please specify)	Specify overall system length in ft/in or M/mm. <i>Corner and Shapes Available</i> See Guide for details.	24 24" (610mm) 36 36" (914mm) 48 48" (1219mm) 60 60" (1524mm) ZZ Other rail length or layout (please specify) See Rail Length Chart for more details. ⚠ Custom lengths may result in light gaps on the fixture. See Rail Length Chart for more details.	TA Table Arm	18 18" arm (457mm) ZZ Other (please specify) ¹

»				0	»
---	--	--	--	---	---

Power Location	Power Type	Voltage	Emergency Power
Remote Power	Flexible 1 to 1 Power	1 120V 2 120V - 277V X Not Yet Specified	0 No Emergency Power ZZ Emergency Power (specify requirements)
Specify mounting and harness length code example: 2T25, 2T50 ...etc.	AE 0-10V, 1.0% Dimming AT 0-10V, 0.1% Dimming AD DALI, 0.1% Dimming AX DMX, 100-0% Dimming AH Hi-lume 1% EcoSystem, Soft On / Fade to Black Technology, LDE ¹ AH2 ELV 1% 2-wire (Forward and Reverse Phase) ⁵		
Mounting Option	Wire Harness		
2T Arm Anchor	10 10' (3.048m) Wire Harness 25 25' (7.62m) Wire Harness 50 50' (15.24m) Wire Harness 75 75' (22.86m) Wire Harness 100 100' (30.48m) Wire Harness		
	Optimized Power Add 'O' to power type example: AEO, ATO ...etc. ² VodeNODE Add 'N' to power type for Flexible 1 to 1 Power Add 'ON' to power type for Optimized Power example: AEN, ATN, AEON, ADON ...etc. ³ ZZ Other (please specify) See Power Guide for driver features & limitations.		

»	Z			0	
---	---	--	--	---	--

LED Type	Lumen Output	Color Temperature	Optics	Sensors
Z Zipper Board	LO Low Output SO Standard Output HO High Output ZZ Other (please specify) See IES Files page for details. See Power Guide for driver features & limitations.	90+ CRI 27 2700K 30 3000K 35 3500K 40 4000K ZZ Tunable White Available See Guide for details.	Zipper Board (Z) 2 Diffuse, round G1 120° Batwing G2 120° FlyWing	0 None ZZ Sensor (specify requirements)

»	
---	--

Finish	Options
AL Clear Anodized WH White Powder Coat BL Black Anodized ZZ Other (please specify)	0 None 1 On/Off Switch ⁴ 9 9' 18/3 Cord and Plug CPP Chicago Plenum Power

NOTES & LIMITATIONS

¹ Arm lengths >48" not recommended.
² Optimized Power is not available with Hi-lume 1% EcoSystem (AHO) Power Type.
³ VodeNODE enclosure is not available with ELV 1% 2-wire (AH2) Power Type.
⁴ One On/Off Switch per LED Driver.
⁵ Lengths of 24" and shorter are not supported due to driver limitations. Daisy chaining multiple fixtures to achieve minimum load is permitted but may introduce installation complexity—consult factory for layout guidance.

Standard 5 Year Limited Warranty. See details [here](#). Contact factory for options on Limited Warranties up to 20 years.

Listed to UL standards for damp location by a Nationally Recognized Testing Laboratory (NRTL) recognized by OSHA. Certain limitations exist for each Certification. Contact factory for verification.



Applications

Corporate, Educational, and Library



Arizona State University, Phoenix, AZ



Arizona State University, Phoenix, AZ

Sustainability & Certifications

DECLARE

International Living Future Institute (ILFI)

All Vode Lighting linear light fixtures proudly carry the Red List Approved designation.



BAA X BABA

Buy American Act / Build America & Buy America Act Compliance

Vode is dedicated to supporting domestic manufacturing and ensuring compliance with BAA and BABA requirements.

Given the complexity of our products, we recommend reaching out to **vodecares@vode.com** for confirmation regarding compliance for your specific project.



Click here to learn more: [US Department of Commerce](#)

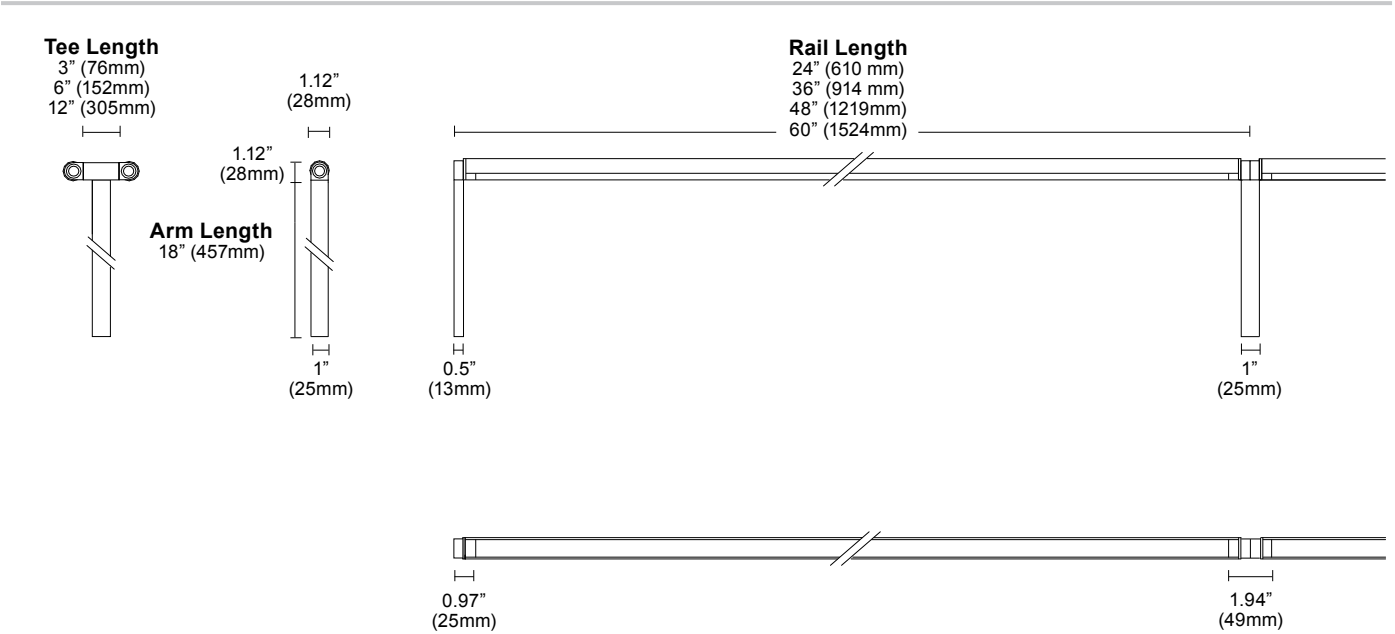
Structure

Rail Lengths	24" (610mm) - 60" (1524mm). Modified lengths available. See Rail Length Chart for more details.
Rail Dimensions	Ø1.12" (28mm) x length.
Construction	Extruded and machined 6063 aluminum.
Mounting	Table mount to Arm Anchor®.
Arm Length	18" (457mm). Non-standard arm lengths available. Arm lengths >48" (1219mm) not recommended.
System Run Length	24" (610mm) minimum. Unlimited maximum.
Operating Temperature	32°F to 104°F (0°C to 40°C).
Humidity	0-85%, non-condensing.
Weight	0.88lbs per ft (0.40kg per 305 mm) Power supply and housing not included.

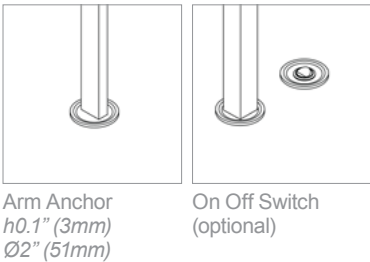
Materials

LED Board Construction	Aluminum core PCB, black LCP connectors, RoHS compliant.
Lens	High-impact extruded acrylic glass (PMMA).
Power Cable	Ø4mm, 18/2 AWG, Plenum (CMP) rated semi-rigid PVC or FEP, flame tested UL-910 (<i>PVC free in 2020</i>).
Cable Connectors	Unfilled black nylon, rated UL 94 V-0, halogen free, PVC or FEP overmold, RoHS compliant (<i>PVC free in 2020</i>).
Remote Linear Power Housing (RLP)	20.7" x 2.375" x 2.53", 0.054" formed Galvanized Steel.
Remote Brick Power Housing (RBP)	4.32" x 3.37" x .078" Galvanized Steel mounting plate.

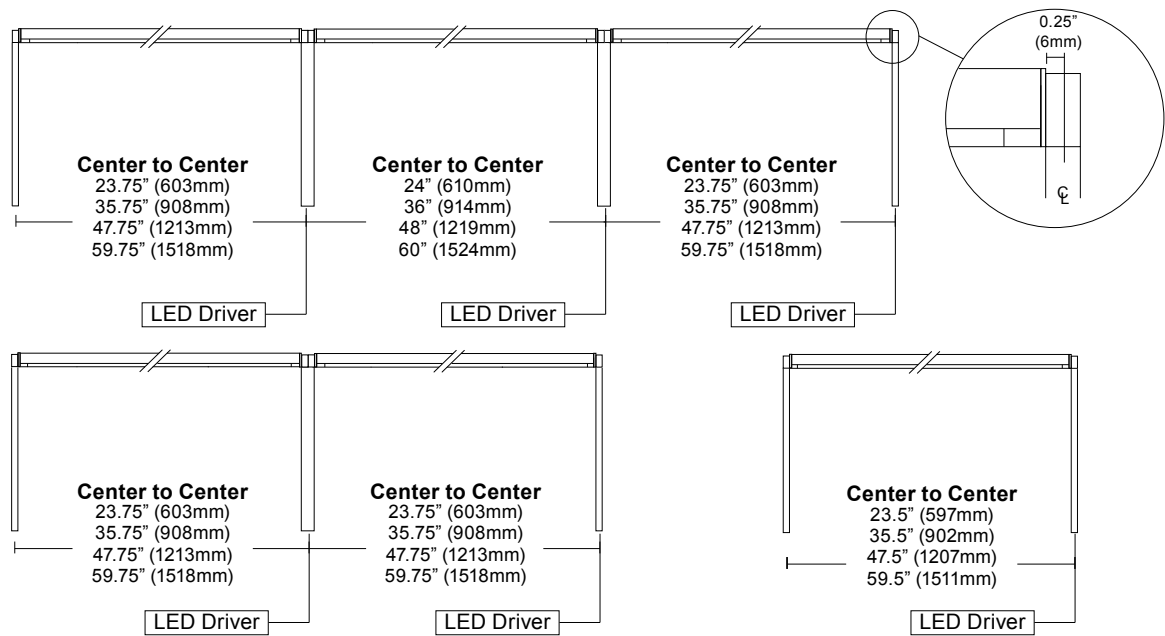
Dimensions



Mounting Options



Layout



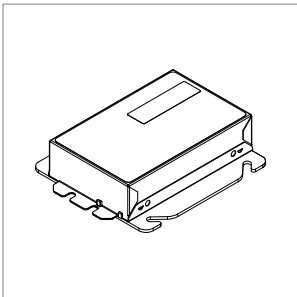
Corner and Shapes Available (Square, Rectangle, L-Shape, U-Shape, ZigZag) [See Guide](#) for details.

Power and Controls

Power Type	Class 2 (<60V output) constant current driver.
Dimming Controls	Dimming (0.1%, 1%), 0-10V, DALI, DMX, Hi-lume 1% are available. See Power Guide for details.
Input Voltage	120V - 277V, 50/60hz.
Power Location	Remote power. Maximum remote distance up to 100' (30.5m) <i>depending</i> on driver selection. See Power Guide for details.

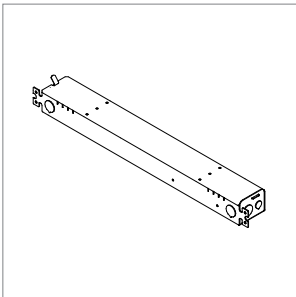
Remote power is locating the power supply away from the fixture. Remote power comes in two housing styles: brick style and linear style. Consult [Power Guide](#) to determine which type you will receive.

Remote Brick Power Housing



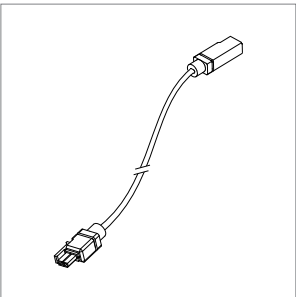
Supplied for some remote power applications. One remote power supply housing is supplied for each rail. Provided driver mounting plate fits standard 4" metal, square J-Boxes with a minimum volume of 21 in³ (J-Box not provided). See [Tech Sheet](#) for details.

Remote Linear Power Housing



One remote power supply housing is supplied with each power supply. All Vode linear remote drivers come in a 0.054" (0.8mm) formed galvanized steel power supply housing with five (5) knockouts: (4) 1-1/8", (1) 7/8" and (1) 9/16". Accommodates standard linear power supplies. See [Tech Sheet](#) for details.

Wire Harness

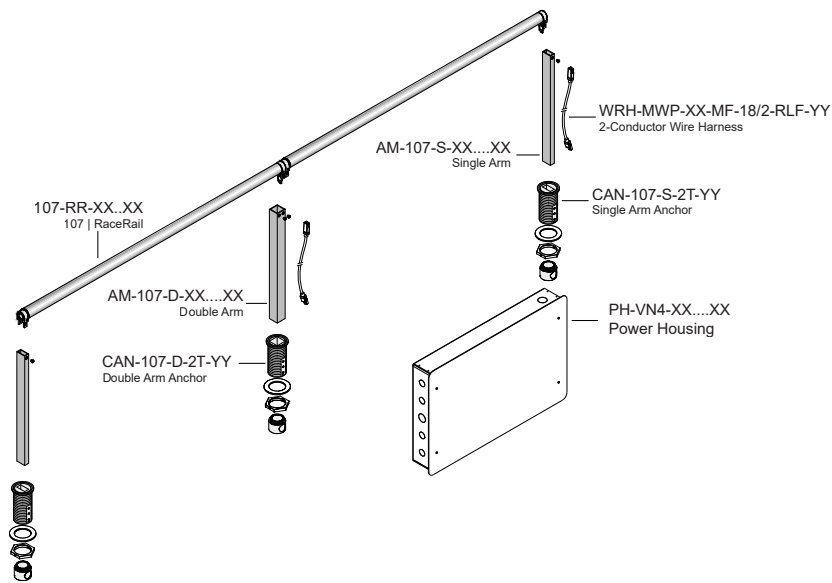


Wire harness connects driver to rail section. Lengths of 10' (3.0m) & 25' (7.6m) with snap-lock connectors for quick and easy installation. Multiple harnesses may be combined for lengths up to 100' (30.5m). See [Tech Sheet](#) for details.

Power and Controls

Flexible 1 to 1 power

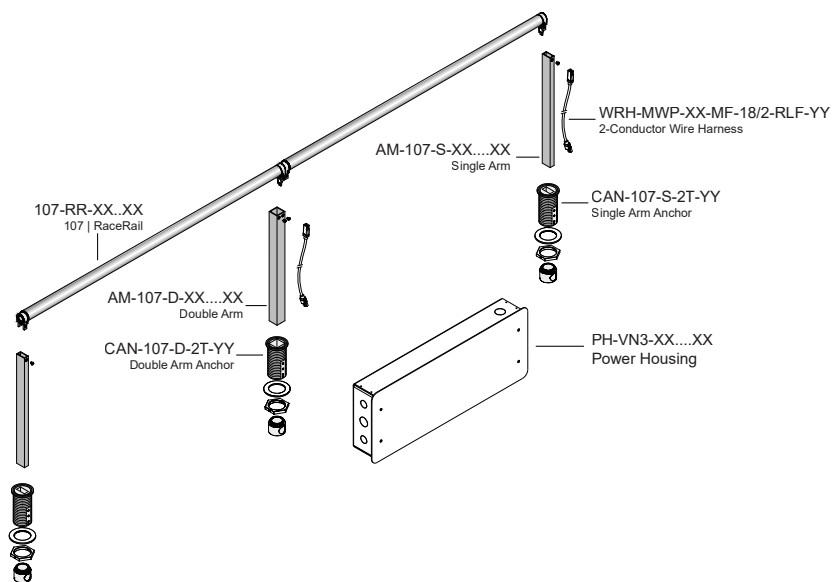
For Flexible 1 to 1 Power, Vode supplies one single output driver per fixture, allowing each fixture to be controlled independently. Direct/Indirect fixtures are supplied with two single output drivers, allowing the direct and indirect lighting to be controlled independently. Consult [Power Guide](#) to determine which type you will receive.



Optimized Power

To optimize power, Vode configures specifications with drivers that have 2 or 4 outputs. Depending on system configurations and power requirements, up to 4 fixtures can be powered from a 4-output driver. Consult [Power Guide](#) to determine which type you will receive.

IMPORTANT: Each fixture will still require individual wire harnesses, as shown below.

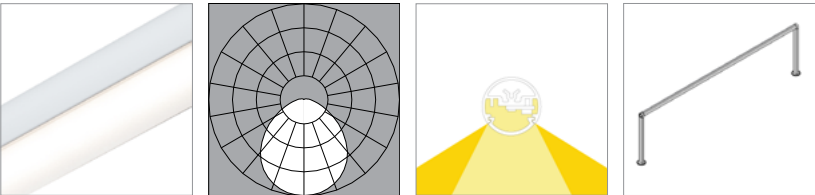


Note: Drawings not to scale, for reference only.

Performance | Zipper Board Optics

Zipper Board Optics design has 72 diodes per foot (305mm).

Diffuse, round (2)



L80 >60,000 hours

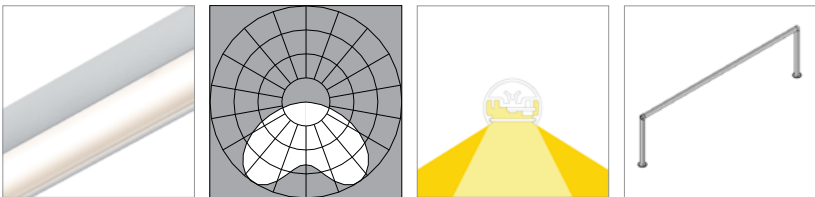
90 CRI (90min., 96 avg.)

Low Output (LO)	2700K	3000K	3500K	4000K
Efficacy - Lumens per Watt	109	112	114	115
Lumens per foot (305mm)	373	385	392	396
Watts per foot (305mm)	3.5	3.5	3.5	3.5

Standard Output (SO)	2700K	3000K	3500K	4000K
Efficacy - Lumens per Watt	125	129	132	133
Lumens per foot (305mm)	746	769	785	793
Watts per foot (305mm)	6.0	6.0	6.0	6.0

High Output (HO)	2700K	3000K	3500K	4000K
Efficacy - Lumens per Watt	116	120	122	123
Lumens per foot (305mm)	1416	1461	1491	1506
Watts per foot (305mm)	12.3	12.3	12.3	12.3

120° Batwing (G1)



L80 >60,000 hours

90 CRI (90min., 96 avg.)

Low Output (LO)	2700K	3000K	3500K	4000K
Efficacy - Lumens per Watt	85	87	89	90
Lumens per foot (305mm)	315	325	332	335
Watts per foot (305mm)	3.8	3.8	3.8	3.8

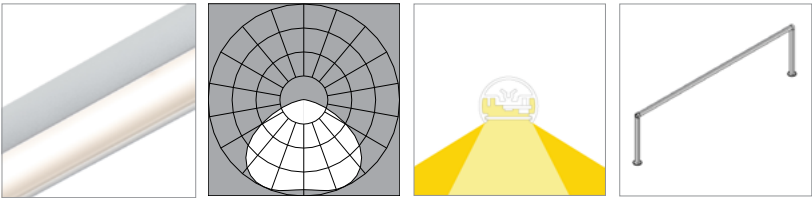
Standard Output (SO)	2700K	3000K	3500K	4000K
Efficacy - Lumens per Watt	106	109	111	112
Lumens per foot (305mm)	630	650	663	670
Watts per foot (305mm)	6.0	6.0	6.0	6.0

High Output (HO)	2700K	3000K	3500K	4000K
Efficacy - Lumens per Watt	98	101	103	104
Lumens per foot (305mm)	1197	1235	1260	1273
Watts per foot (305mm)	12.4	12.4	12.4	12.4

Performance | Zipper Board Optics

Zipper Board Optics design has 72 diodes per foot (305mm).

120° FlyWing (G2)



L80 is >60,000 hours

90 CRI (90min., 96 avg.)

Low Output (LO)	2700K	3000K	3500K	4000K
Efficacy - Lumens per Watt	93	96	98	99
Lumens per foot (305mm)	319	329	336	339
Watts per foot (305mm)	3.5	3.5	3.5	3.5
Standard Output (SO)	2700K	3000K	3500K	4000K
Efficacy - Lumens per Watt	107	110	113	114
Lumens per foot (305mm)	639	659	672	679
Watts per foot (305mm)	6.0	6.0	6.0	6.0
High Output (HO)	2700K	3000K	3500K	4000K
Efficacy - Lumens per Watt	99	103	105	106
Lumens per foot (305mm)	1213	1252	1277	1290
Watts per foot (305mm)	12.3	12.3	12.3	12.3

Patent Marking

This website (<https://www.lmpg.com/patents-trademarks>) is provided to satisfy the virtual patent marking provisions of applicable jurisdictions. Some products listed may be covered by additional patents not referenced here. To learn more, visit <https://www.vode.com/about/legal>

Copyright

Copyright © 2025 Vode Lighting LLC. All rights reserved. Vode, the Vode logo, BoxRail, FlyWing, MicroBaffle, Button Board, Zipper Board, Zero Canopy, Zero Block, VodeNODE and other names are either registered trademarks or trademarks of Vode Lighting LLC in the United States and may be registered in other countries. All other trademarks listed herein belong to their respective owners. Due to ongoing innovation, specification details may change without notice.