



Spec Guide

Nexa Suspended | 807

Red List
Approved

Declare.

Vode's precision-engineered, high-performance linear pendant.



Nexa Suspended, Critical Edge, Clear Anodized

Features & Benefits

Minimal Profile

Thin plane of light suspended in space, 3.25 in x 0.66 in.

Superior Light Quality & Low Glare Options



Output up to 1578 lm/ft (HO), 161 lm/W (HO). 80 or 90 CRI static and tunable white 2200K - 5000K. Custom ranges available upon request. Available with the honeycomb louver optic to deliver soft, low-glare lighting for enhanced visual comfort with UGR as low as 7.6.

Distinctive Aesthetic

A striking pendant that elevates commercial spaces without complex system layouts.

Contractor Friendly Suspension

Nexa Suspended mounting combines power and mechanics, featuring a unique, patent-pending click-lock suspension point.

Nexa Suspended,
Contractor Friendly
SuspensionNexa Suspended,
Honeycomb Louver,
Black AnodizedNexa Suspended,
Honeycomb Louver,
Rose Gold

Build Your Specification

807	NX3	S		»
-----	-----	---	--	---

System	Rail Type	System Type	System Length	Rail Length
807 System 807	NX3 Nexa 3.25" (83mm)	S Suspended	Change to specify overall system length in ft/in or M/mm.	48 48" (1219mm) 60 60" (1524mm) 72 72" (1829mm) 96 96" (2438mm) ZZ Other rail length or layout (please specify)
▲ Custom lengths may result in light gaps on the fixture. See Rail Length Chart for more details.				

»				»
---	--	--	--	---

Mounting ⁸	Arm/Cable Length	Power Location	Power Type	VodeNODE
CC Ceiling Cable	0 None	Small Round Canopy	Remote Power	Add 'N' to power type for Flexible 1 to 1 Power OR Add 'ON' to power type for Optimized Power. Example: AEN, ATN, AEON, ADON, etc.
Suspended Ceiling	48 48" Cable (1219mm)	2R10 10' (3.04m) Wire Harness	AE 0-10v, 1.0% Dimming	AEN 0-10v, 1.0% Dimming
Suspended Ceiling only needed for T-bar canopy selection ⁷	96 96" Cable (2438mm)	2R25 25' (7.62m) Wire Harness	AT 0-10v, 0.1% Dimming	ATN 0-10v, 0.1% Dimming
	ZZ Other (please specify)	2R50 50' (15.24m) Wire Harness	AD DALI, 0.1% Dimming	ADN DALI, 0.1% Dimming
T1 9/16" T-bar Clip, low profile		2R75 75' (22.86m) Wire Harness	AX DMX, 100-0% Dimming	AXN DMX, 100-0% Dimming
T5 9/16" T-bar Clip, medium profile		2R100 100' (30.48m) Wire Harness	AH Hi-lume 1% EcoSystem, LDE	AHN Hi-lume 1% EcoSystem, LDE
T2 15/16" T-bar Clip, low profile		Large Round Canopy	AH2 ELV 1% 2-wire (Forward and Reverse Phase) ^{1 9}	
T3 15/16" T-bar Clip, medium profile		4R10 10' (3.04m) Wire Harness	Optimized Power	
T4 15/16" T-bar Clip, concealed		4R25 25' (7.62m) Wire Harness	Add an 'O' to the end of the power type spec code, eg. AEO, ATO, AHO...etc. ²	
T6 Slotted T-bar Clip		4R50 50' (15.24m) Wire Harness	AEO 0-10v, 1.0% Dimming	ZZ Other (please specify)
		4R75 75' (22.86m) Wire Harness	ATO 0-10v, 0.1% Dimming	
		4R100 100' (30.48m) Wire Harness	ADO DALI, 0.1% Dimming	
		T-Bar Canopy	AXO DMX, 100-0% Dimming	
		TR10 10' (3.04m) Wire Harness	AH2O ELV 1% 2-wire (Forward and Reverse Phase) ¹	
		TR25 25' (7.62m) Wire Harness		
		TR50 50' (15.24m) Wire Harness		
		TR75 75' (22.86m) Wire Harness		
		TR100 100' (30.48m) Wire Harness		

»		Z			»
---	--	---	--	--	---

Voltage	Emergency Power	LED Type	Lumen Output	Color Temperature	Optics
1 120V	0 No emergency power	Z Zipper Board	VLO Very Low Output	80+ CRI	CE Critical Edge
2 120V-277V	ZZ Emergency power (please specify)		LO Low Output	27 2700K	HL Honeycomb Louver
ZZ Other (please specify)			SO Standard Output	30 3000K	HLRG Honeycomb Louver Rose Gold
			HO High Output	35 3500K	
			ZZ Other (please specify)	40 4000K	
				90+ CRI ¹⁰	
				279 2700K	
				309 3000K	
				359 3500K	
				409 4000K	
				TW Tunable White 2200K - 5000K	
				DW Dim to Warm 2200K - 3000K	

»			
---	--	--	--

Sensors ⁹	Finish ³	Options
0 None	AL Clear Anodized	0 None
LAC Canopy with integrated Lutron Athena sensor	BL Black Anodized	9 9' 18/3 Cord and Plug ⁴
WSC Canopy with integrated Legrand Wattstopper sensor		CPP Chicago Plenum Power ⁵
ZZ Sensor (please specify)		ZZ Other (please specify)

NOTES & LIMITATIONS

¹ VodeNODE enclosure is not available with ELV 1% 2-wire (AH2) Power Type.² Optimized Power is not available with Hi-lume 1% EcoSystem (AHO) Power Type.³ Finish determines color of honeycomb louver. Consult factory for other variations of honeycomb Louver⁴ 9' 18/3 Cord and Plug only available with Remote Power (RP).⁵ Chicago plenum compatible with remote power only.⁶ Select large canopy to be able to select sensor.⁷ Select T1-T6 options to select T-bar canopy.⁸ Choose CC in step 6 to select small or large round canopy. T1-T6 is only needed for T-bar canopy.⁹ Lengths of 24" and shorter are not supported due to driver limitations. Daisy chaining multiple fixtures to achieve minimum load is permitted but may introduce installation complexity—consult factory for layout guidance.¹⁰ RGBW limited to a maximum of 60" for Standard and High Output

**Listed to UL standards for damp location by a Nationally Recognized Testing Laboratory (NRTL) recognized by OSHA. Certain limitations exist for each Certification. Contact factory for verification.

*Standard 5 Year Limited Warranty. See details [here](#).

Contact factory for options on Limited Warranties up to 20 years.

Applications

Vode's high-performing engineered linear pendant.



Airport Counter Illumination | Nexa Suspended | 807, Black Finish, Honeycomb Louver



Children's Healthcare Healing Room | Nexa Suspended | 807, Clear Anodized, Critical Edge

Sustainability & Certifications

DECLARE

International Living Future Institute (ILFI)



All Vode Lighting linear light fixtures proudly carry the Red List Approved designation.

Declare.

Vode Adaptive Architectural Lighting Systems Vode Lighting LLC

Final Assembly: Sonoma, California, US

Life Expectancy: 10+ Year(s)

End of Life Options: Recyclable (100%)

Ingredients:

Steel; Anodized Aluminum (6063-T5 Alloy); Small Electrical Component (RoHS); Copper; **Fluorinated Ethylene Propylene (masterbatch)**; Polymethyl methacrylate (PMMA); Stainless Steel; Polyoxymethylene Copolymer (POM); Styrene-butadiene polymer, hydrogenated; Poly(methyl methacrylate/butyl acrylate/styrene) (PMMA/BA/S); Styrene/butadiene copolymer; Distillates; Polypropylene; Calcium carbonate; Polycarbonate; EVA Copolymer; Methyl methacrylate (MMA); Polyphenylene Oxide; Brass; Tin, Organic

Living Building Challenge Criteria: Compliant

I-13 Red List:

- | | |
|---|-----------------------------|
| <input type="checkbox"/> LBC Red List Free | % Disclosed: 100% at 100ppm |
| <input checked="" type="checkbox"/> LBC Red List Approved | VOC Content: Not Applicable |
| <input type="checkbox"/> Declared | |

I-10 Interior Performance: Not Applicable

I-14 Responsible Sourcing: Not Applicable

VDE-0001
EXP. 01 FEB 2026
Original Issue Date: 2018

MANUFACTURER RESPONSIBLE FOR LABEL ACCURACY
INTERNATIONAL LIVING FUTURE INSTITUTE™ living-future.org/declare

BAA X BABA

Buy American Act / Build America & Buy America Act Compliance

Vode is dedicated to supporting domestic manufacturing and ensuring compliance with BAA and BABA requirements.

Given the complexity of our products, we recommend reaching out to **vodecares@vode.com** for confirmation regarding compliance for your specific project.



Click here to learn more: [US Department of Commerce](#)

Structure

Rail Lengths	48" (1219mm) - 96" (2438mm). Modified lengths available. See Rail Length Chart for more details.
Rail Dimensions	3.25" (83mm) x 0.66" (16.76mm) x length.
Construction	Extruded and machined 6063 aluminum.
Mounting	Twist and Lock Suspension Hub mounting. Can hold (20lbs each). See Suspension Hub Tech Sheet for more details.
System Run Length	48" (1219mm) minimum. Unlimited maximum.
Operating Temperature	32°F to 104°F (0°C to 40°C).
Humidity	0-95%, non-condensing. Suitable for damp locations.
System Weight	NX3 0.75 lbs/ft.

Materials

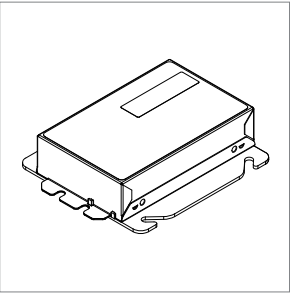
LED Board Construction	Flexboard. RoHS compliant Polyimide Flex PCB substrate.
Lens	High-impact extruded acrylic (PMMA).
Wire Harness	Ø3mm, 18/2 AWG, Plenum (CMP) rated semi-rigid PVC or FEP, flame tested UL-910, red list free.
Cable Connectors	Unfilled black nylon, rated UL 94 V-0, halogen free, PVC or FEP overmold, RoHS compliant, red list free.
Remote Driver Housing	Galvanized Steel.

Power and Controls

Power Type	Class 2 (<60V output) constant current driver.
Dimming Controls	0-10V, DALI, DMX, and others available. See Power Guide for details.
Input Voltage	120V - 277V, 50/60hz.
Power Location	Remote power. Maximum remote distance up to 100' (31m) depending on driver selection. See Power Guide for details.

Remote power is locating the power supply away from the fixture. Remote power comes in three housing styles: brick style, linear style and VodeNODE. Consult [Power Guide](#) to determine which type you will receive.

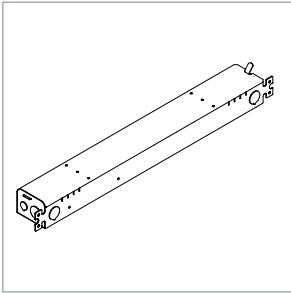
Remote Brick Power Housing



Supplied for some remote power applications. One remote power supply housing is supplied for each rail. Provided driver mounting plate fits standard 4" metal, square J-Boxes with a minimum volume of 21 in³ (J-Box not provided).

See [Tech Sheet](#) for details.

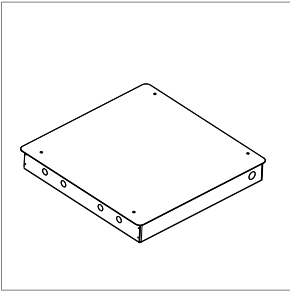
Remote Linear Power Housing



One remote power supply housing is supplied with each power supply. All Vode linear remote drivers come in a 0.054" (0.8mm) formed galvanized steel power supply housing with five (5) knockouts: (4) 1-1/8", (1) 7/8" and (1) 9/16". Accommodates standard linear power supplies.

See [Tech Sheet](#) for details.

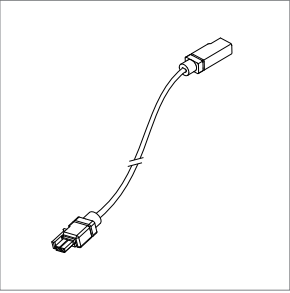
VodeNODE



White powder coated, aluminum power enclosure with up to 600W maximum load. Fits most Vode standard linear drivers. Drivers are supplied prewired for ease of installation.

See [Tech Sheet](#) for details.

Wire Harness



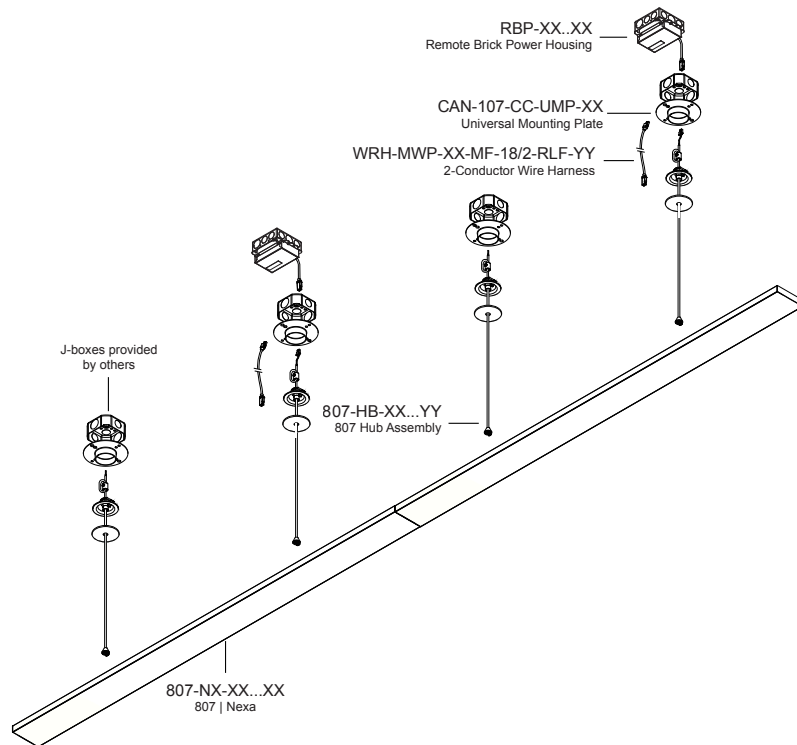
Wire harness connects driver to rail section. Lengths of 10' (3.0m) & 25' (7.6m) with snap-lock connectors for quick and easy installation. Multiple harnesses may be combined for lengths up to 100' (30.5m).

See [Tech Sheet](#) for details.

Power and Controls

Flexible 1 to 1 power

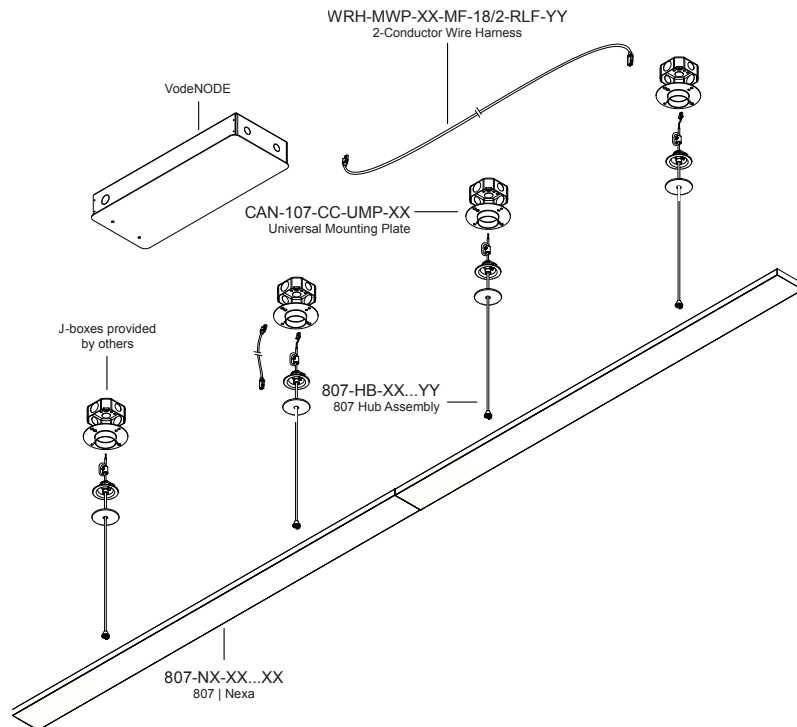
For Flexible 1 to 1 Power, Vode supplies one single output driver per rail, allowing each rail to be controlled independently. Direct rails are supplied with two single output drivers, allowing the direct lighting to be controlled independently. Consult [Power Guide](#) to determine which type you will receive.



Optimized Power

To optimize power, Vode configures specifications with drivers that have 2 or 4 outputs. Depending on system configurations and power requirements, up to 4 fixtures can be powered from a 4-output driver. Consult [Power Guide](#) to determine which type you will receive.

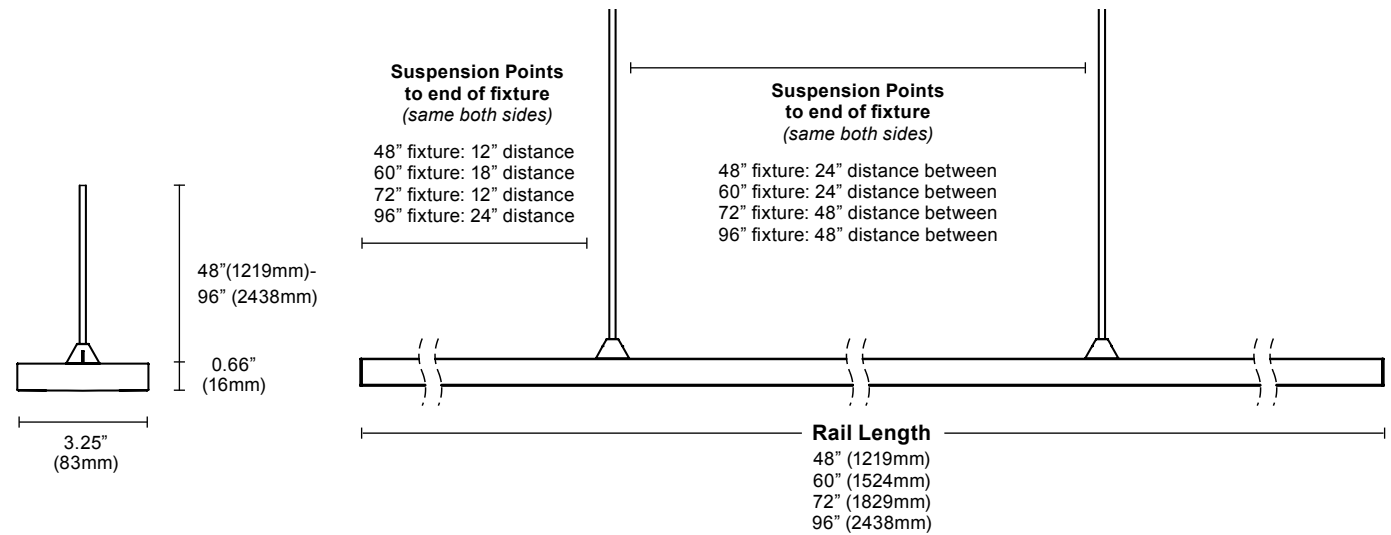
Notes: Each rail will still require individual wire harnesses, as shown below. VodeNODE is not required for optimized power.



Notes: Drawings not to scale, for reference only.

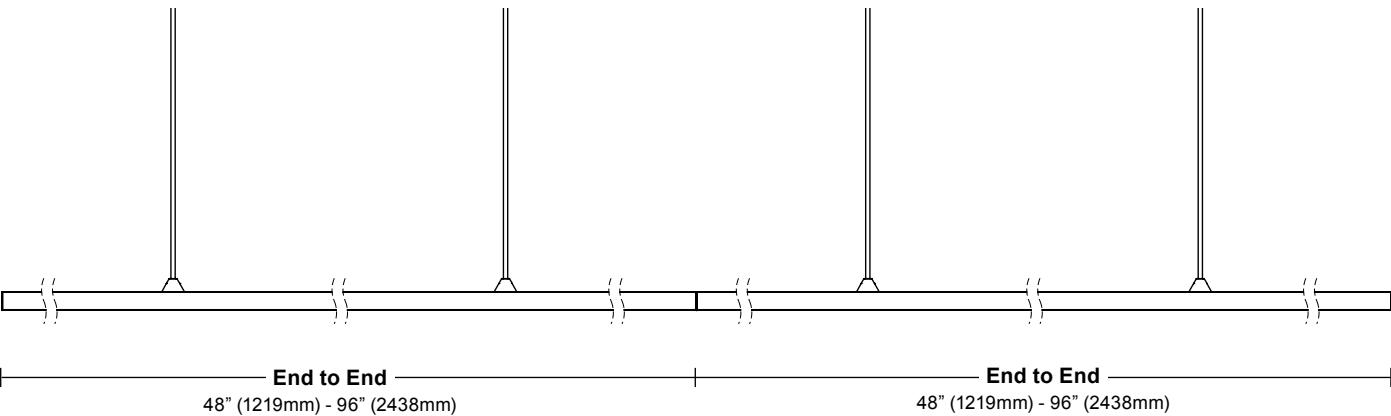
Dimensions

Remote Power

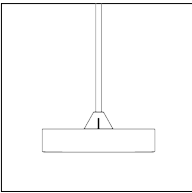


Layout

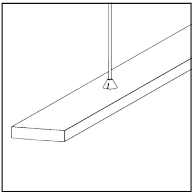
Remote Power



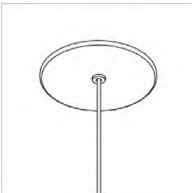
Mounting Options



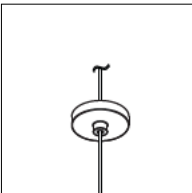

Ceiling Cable (CC)



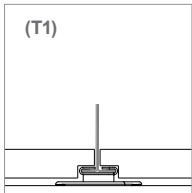
Small Round Canopy
Ø2.5" (51mm)



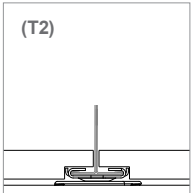
Large Round Canopy
Ø4.5" (115mm)



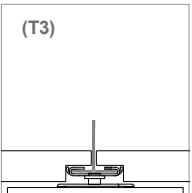
T-Bar Canopy



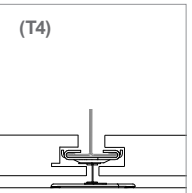
9/16" T-Bar Clip
Low Profile



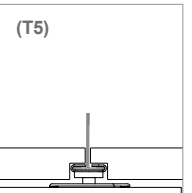
15/16" T-Bar Clip
Low Profile



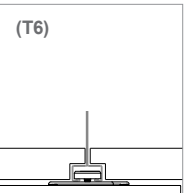
15/16" T-Bar Clip
Medium Profile



15/16" T-Bar Clip
Concealed



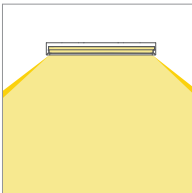
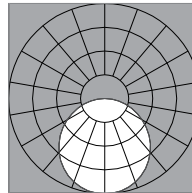
9/16" T-Bar Clip
Medium Profile



Slotted T-Bar

Performance | Zipper Board Optics

Nexa Suspended, Critical Edge, Clear Anodized



L80 >60,000 hours

80 CRI (80min., 84 avg.)

90 CRI (90min., 96 avg.)

Low Output (LO)

	2700K	3000K	3500K	4000K	2700K	3000K	3500K	4000K
Efficacy - Lumens per Watt	120	124	126	126	101	104	106	107
Lumens per foot (305mm)	395	407	415	415	331	342	349	352
Watts per foot (305mm)	3.3	3.3	3.3	3.3	3.3	3.3	3.3	3.3

Standard Output (SO)

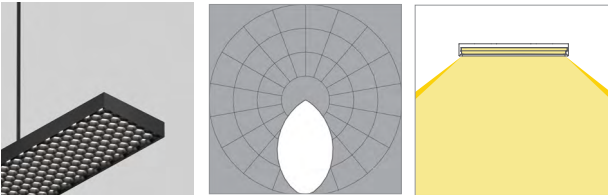
	2700K	3000K	3500K	4000K	2700K	3000K	3500K	4000K
Efficacy - Lumens per Watt	120	124	126	126	101	104	106	107
Lumens per foot (305mm)	789	814	831	831	663	684	698	705
Watts per foot (305mm)	6.6	6.6	6.6	6.6	6.6	6.6	6.6	6.6

High Output (HO)

	2700K	3000K	3500K	4000K	2700K	3000K	3500K	4000K
Efficacy - Lumens per Watt	153	158	161	161	128	132	135	136
Lumens per foot (305mm)	1500	1547	1578	1578	1259	1299	1326	1339
Watts per foot (305mm)	9.9	9.9	9.9	9.9	9.9	9.9	9.9	9.9

Performance | Zipper Board Optics

Nexa Suspended, Honeycomb Louver, Black Anodized



L80 >60,000 hours

	80 CRI (80min., 84 avg.)				90 CRI (90min., 96 avg.)			
Low Output (LO)	2700K	3000K	3500K	4000K	2700K	3000K	3500K	4000K
Efficacy - Lumens per Watt	55	57	58	58	46	48	49	49
Lumens per foot (305mm)	181	186	190	190	152	156	160	161
Watts per foot (305mm)	3.3	3.3	3.3	3.3	3.3	3.3	3.3	3.3
Standard Output (SO)	2700K	3000K	3500K	4000K	2700K	3000K	3500K	4000K
Efficacy - Lumens per Watt	55	57	58	58	46	48	49	49
Lumens per foot (305mm)	361	372	380	380	303	313	319	322
Watts per foot (305mm)	6.7	6.7	6.7	6.7	6.7	6.7	6.7	6.7
High Output (HO)	2700K	3000K	3500K	4000K	2700K	3000K	3500K	4000K
Efficacy - Lumens per Watt	70	72	74	74	59	61	62	63
Lumens per foot (305mm)	686	708	722	722	576	594	607	613
Watts per foot (305mm)	9.9	9.9	9.9	9.9	9.9	9.9	9.9	9.9

Patent Marking

This website (<https://www.impg.com/patents-trademarks>) is provided to satisfy the virtual patent marking provisions of applicable jurisdictions. Some products listed may be covered by additional patents not referenced here. To learn more, visit <https://www.vode.com/about/legal>

Copyright

Copyright © 2025 Vode Lighting LLC. All rights reserved. Vode, the Vode logo, BoxRail, FlyWing, MicroBaffle, Button Board, Zipper Board, Zero Canopy, Zero Block, VodeNODE and other names are either registered trademarks or trademarks of Vode Lighting LLC in the United States and may be registered in other countries. All other trademarks listed herein belong to their respective owners. Due to ongoing innovation, specification details may change without notice.