



Spec Guide

WingRail | Stack | 117



Direct lighting for library stack and display applications.



WingRail, direct or indirect, 370° rotation.

Benefits & Features

Minimal Profile, Robust Design

Asymmetric profile, 1.14" (29mm) x 2.12" (54mm).

Superior Light Quality & Performance


Output up to 1376 lm/ft (4516 lm/m) (HO), 121 lm/W (SO). 80 or 90 CRI & tunable white (2200K-5000K) available.

Adaptive Power

Integral Power, full range dimming power for all protocols.

Better Optics & Beam Control Options

Asymmetric distribution. White or black baffle, EdgeSoft™ lens or diffuse lens and narrow optics available. Directional control with 370° rotation, angle gauge and lock.



Double-sided



Single-sided

Build Your Specification

117-WG				ST	18 >>
---------------	--	--	--	-----------	--------------

System & Rail Type	Single/Double Rail	System Length	Rail Length	Mounting	Arm Length
117-WG WingRail	K1 Single-sided K2 Double-sided	Specify overall system length in ft/in or M/mm.	24 24" (610mm) 36 36" (914mm) 48 48" (1219mm) 60 60" (1524mm) 72 72" (1829mm) ZZ Other rail length or layout (please specify) See Rail Length Chart for more details. ▲ Custom lengths may result in light gaps on the fixture. See Rail Length Chart for more details.	ST Stack	18 18" arm (457mm) ZZ Other (please specify)

>> IP				Z >>
--------------	--	--	--	-------------

Power Location	Power Type	Voltage	Emergency Power	LED Type
IP Integral Power	AE 0-10V, 1.0% Dimming AT 0-10V, 0.1% Dimming AD DALI, 0.1% Dimming AX DMX, 100-0% Dimming AH Hi-lume 1% EcoSystem, Soft On / Fade to Black Technology, LDE ¹ AH2 ELV 1% 2-wire (Forward and Reverse Phase)	1 120v 2 120V - 277V X Not Yet Specified	0 No Emergency Power ZZ Emergency Power (specify requirements)	Z Zipper Board

See [Power Guide](#) for driver features & limitations.

>>				
----	--	--	--	--

Lumen Output	Color Temperature	Optics	Finish	Options
LO Low Output SO Standard Output HO High Output* ZZ Other (please specify) See IES Files page for details. See Power Guide for driver features & limitations.	80+ CRI 27 2700K 30 3000K 35 3500K 40 4000K 90+ CRI 279 2700K 309 3000K 359 3500K 409 4000K ZZ Other (please specify)	Zipper Board (Z) WB White Baffle with EdgeSoft™ BB Black Baffle with Edge Soft C1 Clear with Edge Soft D1 Diffuse	AL Clear Anodized WH White Painted BL Black Anodized ZZ Other (please specify)	0 None ZZ Other (please specify)

Standard 5 Year Limited Warranty. See details [here](#). Contact factory for options on Limited Warranties up to 20 years.

Listed to UL standards for damp location by a Nationally Recognized Testing Laboratory (NRTL) recognized by OSHA.

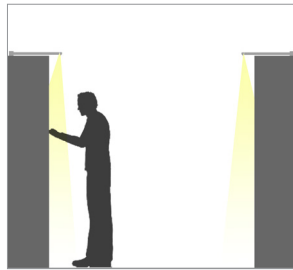


Applications

Library Stack and Display



Tualatin Public Library, Tualatin, OR




Andre Tchelistcheff Architects, New York, NY

Declare Label

All Vode Lighting linear light fixtures proudly carry the Red List Approved designation.

See [International Living Future Institute](https://www.living-future.org/declare) website for details.



Vode Adaptive Architectural Lighting Systems

Vode Lighting LLC

Final Assembly: Sonoma, California, US
Life Expectancy: 10+ Year(s)
End of Life Options: Recyclable (100%)

Ingredients:

Anodized Aluminum (6063-T5 Alloy); Steel; Small Electrical Component (RoHS)¹; Copper; **Fluorinated Ethylene Propylene (masterbatch)**²; Polymethyl methacrylate (PMMA); Stainless Steel; Polyoxymethylene Copolymer (POM); Styrene-butadiene polymer, hydrogenated; Poly(methyl methacrylate/butyl acrylate/styrene) (PMMA/BA/S); Styrene/butadiene copolymer; Distillates; Polypropylene; Calcium carbonate; Polycarbonate; EVA Copolymer; Methyl methacrylate (MMA); Polyphenylene Oxide; Brass; Tin, Organic

¹LBC Temp Exception RL-002 - Small Electrical Components
²LBC Temp Exception RL-023 - Wire Sheathing Subject to NFPA 90A, NFPA 262, UL[®] 910

Living Building Challenge Criteria: Compliant

I-13 Red List:

<input type="checkbox"/> LBC Red List Free	% Disclosed: 100% at 100ppm
<input checked="" type="checkbox"/> LBC Red List Approved	VOC Content: Not Applicable
<input type="checkbox"/> Declared	

I-10 Interior Performance: Not Applicable
I-14 Responsible Sourcing: Not Applicable

VDE-0001
 EXP. 01 JAN 2025
 Original Issue Date: 2018

MANUFACTURER RESPONSIBLE FOR LABEL ACCURACY
 INTERNATIONAL LIVING FUTURE INSTITUTE™ [living-future.org/declare](https://www.living-future.org/declare)



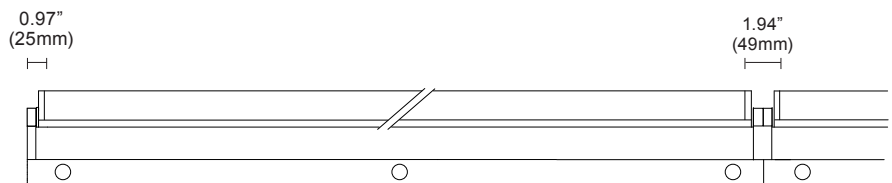
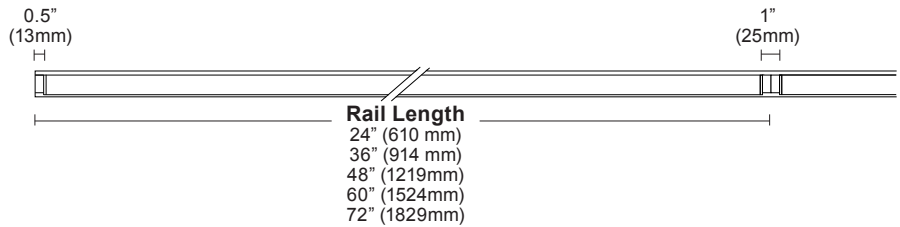
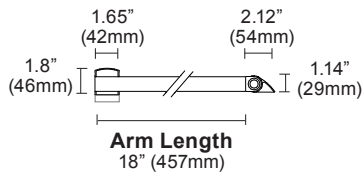
Structure

Rail Lengths	24" (610mm), 36" (914mm), 48" (1219mm), 60" (1524mm), 72" (1829mm).
Rail Dimensions	1.14" (29mm) x 2.12" (54mm).
Construction	Extruded and machined 6063 aluminum.
Mounting	Single or double-sided stack mount to integral power housing.
Arm Length	18" (457mm). Non-standard arm lengths available. Single-sided requires arm lengths 24" or less.
System Run Length	24" (610mm) minimum. Unlimited maximum.
Operating Temperature	32°F to 104°F (0°C to 40°C).
Humidity	0-85%, non-condensing.

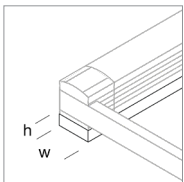
Materials

LED Board Construction	Aluminum core PCB, black LCP connectors, RoHS compliant.
Lens	High-impact extruded acrylic glass (PMMA).
Baffle	6063 Aluminum, RoHS compliant painted finish.
Power Cable	Ø4mm, 18/2 AWG, Plenum (CMP) rated semi-rigid PVC or FEP, flame tested UL-910 (<i>PVC free in 2020</i>)
Cable Connectors	Unfilled black nylon, rated UL 94 V-0, halogen free, PVC or FEP overmold, RoHS compliant (<i>PVC free in 2020</i>)
Integral Power Housing	Extruded and machined 6063 aluminum.

Dimensions



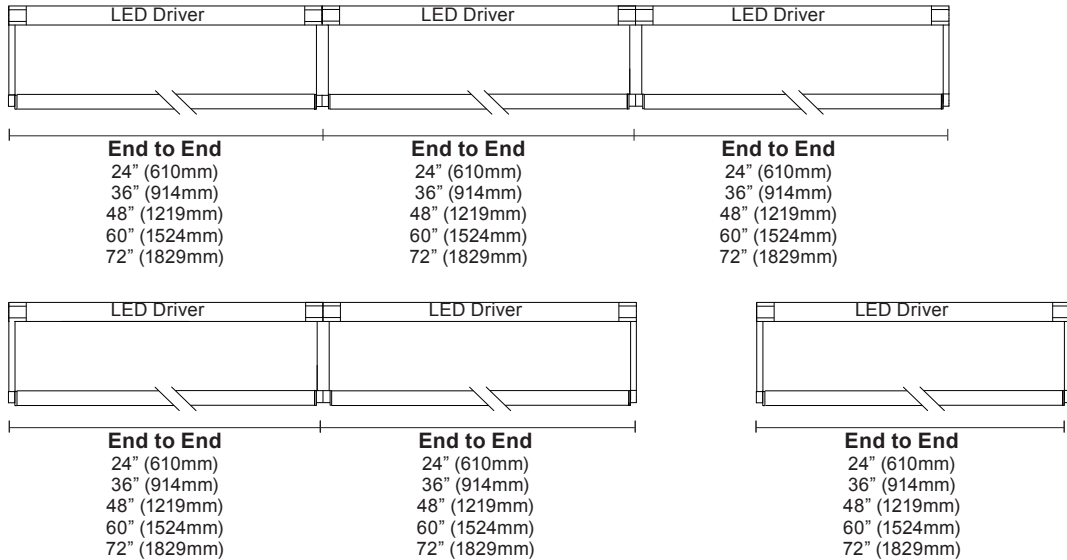
Mounting Options



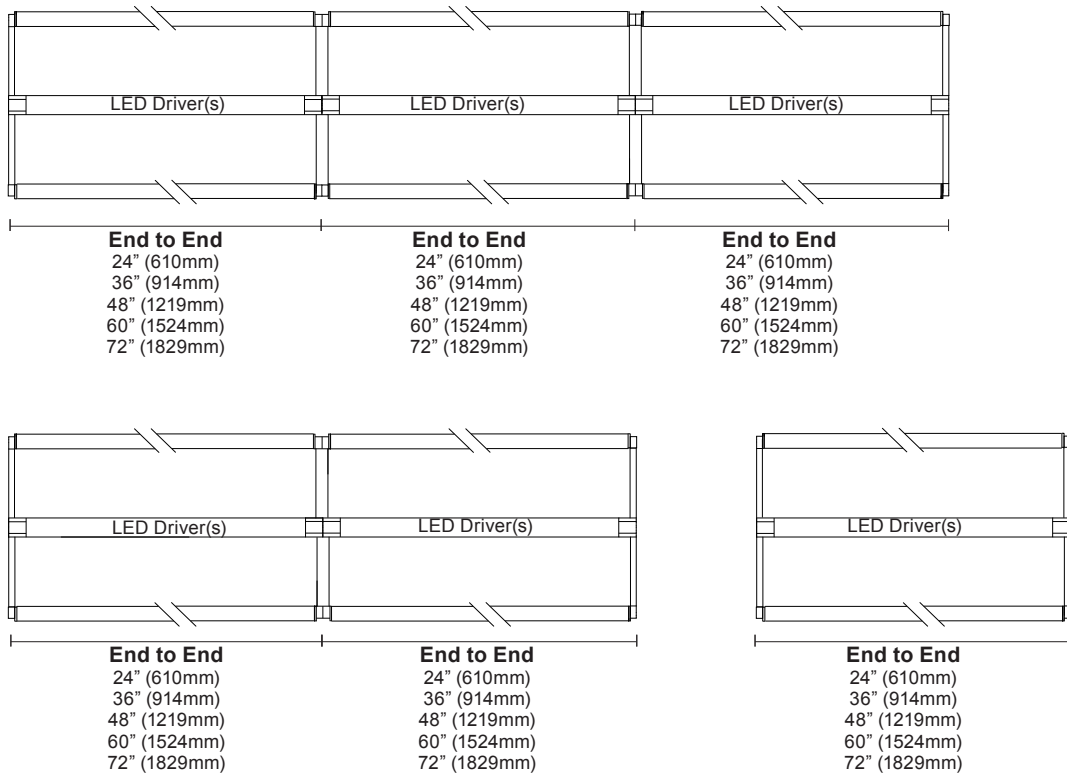
Vode Strut
(provided with systems
with multiple rail sections)
h 0.8" (20mm)
w 1.61" (41mm)

Layout

Single Sided (K1)



Double Sided (K2)



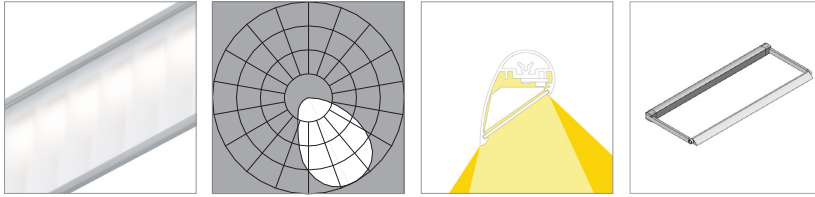
Power and Controls

Power Type	Class 2 (<60V output) constant current driver.
Dimming Controls	Dimming (0.1%, 1%), 0-10V, DALI, DMX, Hi-lume 1% are available. See Power Guide for details.
Input Voltage	120V - 277V, 50/60hz.
Power Location	Integral power. See Power Guide for details.

Performance | Zipper Board Optics

Zipper Board Optics design has 72 diodes per foot (305mm).

White Baffle with EdgeSoft™ (WB)



L80 >60,000 hours

Low Output (LO)	80 CRI (80min., 84 avg.)				90 CRI (90min., 96 avg.)			
	2700K	3000K	3500K	4000K	2700K	3000K	3500K	4000K
Efficacy - Lumens per Watt	75	77	78	80	64	66	68	69
Lumens per foot (305mm)	277	285	291	297	239	246	251	256
Watts per foot (305mm)	3.8	3.8	3.8	3.8	3.8	3.8	3.8	3.8


Standard Output (SO)

Efficacy - Lumens per Watt	92	95	97	99	80	82	84	85
Lumens per foot (305mm)	553	571	583	594	477	492	502	512
Watts per foot (305mm)	6.1	6.1	6.1	6.1	6.1	6.1	6.1	6.1

High Output (HO)

Efficacy - Lumens per Watt	86	89	90	92	74	77	78	80
Lumens per foot (305mm)	1052	1085	1107	1129	907	935	954	973
Watts per foot (305mm)	12.4	12.4	12.4	12.4	12.4	12.4	12.4	12.4

Black Baffle with EdgeSoft™ (BB)



L80 >60,000 hours

Low Output (LO)	80 CRI (80min., 84 avg.)				90 CRI (90min., 96 avg.)			
	2700K	3000K	3500K	4000K	2700K	3000K	3500K	4000K
Efficacy - Lumens per Watt	46	48	48	49	40	41	42	43
Lumens per foot (305mm)	170	176	179	183	147	151	155	158
Watts per foot (305mm)	3.8	3.8	3.8	3.8	3.8	3.8	3.8	3.8

Standard Output (SO)

Efficacy - Lumens per Watt	57	59	60	61	49	51	52	53
Lumens per foot (305mm)	341	351	359	366	294	303	309	315
Watts per foot (305mm)	6.1	6.1	6.1	6.1	6.1	6.1	6.1	6.1

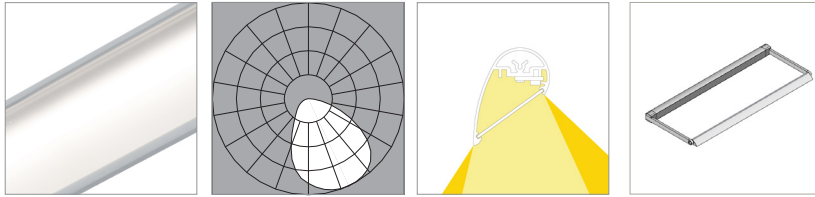
High Output (HO)

Efficacy - Lumens per Watt	53	55	56	57	46	47	48	49
Lumens per foot (305mm)	647	668	681	695	558	576	587	599
Watts per foot (305mm)	12.4	12.4	12.4	12.4	12.4	12.4	12.4	12.4

Performance | Zipper Board Optics

Zipper Board Optics design has 72 diodes per foot (305mm).

Clear with EdgeSoft™ (C1)



L80 >60,000 hours

	80 CRI (80min., 84 avg.)				90 CRI (90min., 96 avg.)			
	2700K	3000K	3500K	4000K	2700K	3000K	3500K	4000K
Low Output (LO)								
Efficacy - Lumens per Watt	91	94	96	97	78	81	82	84
Lumens per foot (305mm)	337	348	355	362	291	300	306	312
Watts per foot (305mm)	3.8	3.8	3.8	3.8	3.8	3.8	3.8	3.8


Standard Output (SO)

Efficacy - Lumens per Watt	112	116	118	121	97	100	102	104
Lumens per foot (305mm)	675	696	710	724	582	600	612	624
Watts per foot (305mm)	6.1	6.1	6.1	6.1	6.1	6.1	6.1	6.1

High Output (HO)

Efficacy - Lumens per Watt	105	108	110	112	90	93	95	97
Lumens per foot (305mm)	1282	1322	1349	1376	1105	1140	1163	1187
Watts per foot (305mm)	12.4	12.4	12.4	12.4	12.4	12.4	12.4	12.4

Diffuse (D1)



L80 is >60,000 hours

	80 CRI (80min., 84 avg.)				90 CRI (90min., 96 avg.)			
	2700K	3000K	3500K	4000K	2700K	3000K	3500K	4000K
Low Output (LO)								
Efficacy - Lumens per Watt	65	67	69	70	56	58	59	61
Lumens per foot (305mm)	243	250	255	261	209	216	220	225
Watts per foot (305mm)	3.8	3.8	3.8	3.8	3.8	3.8	3.8	3.8

Standard Output (SO)

Efficacy - Lumens per Watt	82	84	86	88	71	73	74	76
Lumens per foot (305mm)	489	505	515	525	442	435	444	453
Watts per foot (305mm)	6.1	6.1	6.1	6.1	6.1	6.1	6.1	6.1

High Output (HO)

Efficacy - Lumens per Watt	76	79	80	82	66	68	69	71
Lumens per foot (305mm)	934	964	984	1003	806	831	848	865
Watts per foot (305mm)	12.4	12.4	12.4	12.4	12.4	12.4	12.4	12.4

Copyright © 2022 Vode Lighting LLC. All rights reserved. Vode, the Vode logo, BoxRail, FlyWing, MicroBaffle, Button Board, Zipper Board, Zero Canopy, Zero Block, VodeNODE and other names are either registered trademarks or trademarks of Vode Lighting LLC in the United States and may be registered in other countries. All other trademarks listed herein belong to their respective owners. Due to ongoing innovation, specification details may change without notice.