

IES REPORT

Wedge | Peak | 707

Peak | Diffuse, White | 80 CRI | Standard Output

707-WE-SL-4-48-XX-XX-XX-XX-X-X-Z-SO-XX-W6-X-WH-X

Reporting by Color Temperature	2700K	3000K	3500K	4000K
Efficacy - Lumens per Watt	154	159	162	162
Total Lumens, 4' rail length (1219mm)	4011	4138	4222	4222
Lumens per foot (305mm)	1003	1034	1056	1056
Input Power (W), 4' rail length (1219mm)	26.1	26.1	26.1	26.1
Watts per foot (305mm)	6.6	6.6	6.6	6.6
CRI	83	83	83	83

Due to the large number of options in Vode's product offering, most Vode IES reports are factored reports prepared from source reports. Source reports are the IES test reports prepared for Vode by an NVLAP accredited photometric test laboratory. Factored reports are based on data from the Vode source reports.

If the data above is in black, it is directly from a Vode source report. If it is in grey, it is factored from Vode source reports. Reference details on Vode source reports can be found on the IES File Finder page on vode.com.



8165 E Kaiser Blvd. Anaheim, CA 92808
www.lightlaboratory.com

Report No: L042412203



Report No: L042412203
Report Prepared For: Vode Lighting LLC
21684 8th St E # 700, Sonoma, CA 95476
Model Number: 707-WE-48-35-80-W6_SO
Test: Photometric/Colorimetric/Electrical Test

Issue Date: 5/17/2024
Reference: N/A
Amendment: N/A

Standards Used: Appropriate part or all test guidelines were used for test performed:
IESNA LM79: 2019 Approved Methods for Electrical and Photometric Measurements of Solid-State Lighting Products
ANSI NEMA ANSLG C78.377: 2017 Specification of the Chromaticity of Solid State Lighting Products
ANSI C82.77-10:2014: Harmonic Emission Limits-Related Quality Requirements for Lighting Equipment

Description of Sample: Client submitted the sample. Received in working and undamaged condition. No modifications were necessary.

Special Test Condition: Fixture is tested with no special conditions.

Date of Tests: 5/15/24

Seasoning of Sample: No seasoning was performed in accordance with IESNA LM-79.

Equipment List

Equipment Used	Model No	Stock No	Calibration Due Date
Chroma Programmable AC Source	61604	PS-AC02	--
Yokogawa Digital Power Meter	WT210	MT-EL06-S4	4/7/25
HP Power Supply	6032A	PS-DC05-S2	--
Fluke Digital Thermometer	52K/J	MT-TP05	5/24/25
LLI Type C Goniophotometer System	RMG-C-MKII	CD-LL04-GC	--
LLI 2M Sphere	2MR97	CD-SN03-S2	--
LLI Spectroradiometer	SPR-3000	MT-SC01-S2	Before Use

General Information

Manufacturer:	Vode Lighting LLC
Model Number:	707-WE-48-35-80-W6_SO
Driver Model Number:	HLG-40H-36A

Test Summary

Total Lumens:	4222.00
Efficacy:	161.02
Color Redering Index:	83.3
Correlated Color Temperature:	3341
Input Voltage (VAC/60Hz):	120.02
Input Current (Amp):	0.2213
Input Power (W):	26.22
Input Power Factor:	0.9873
Current ATHD (%):	9.6%

Test Condition

Ambient Temperature (°C):	25.0
Stabilization Time (Hours):	1:05
Total Operating Time (Hours):	1:45

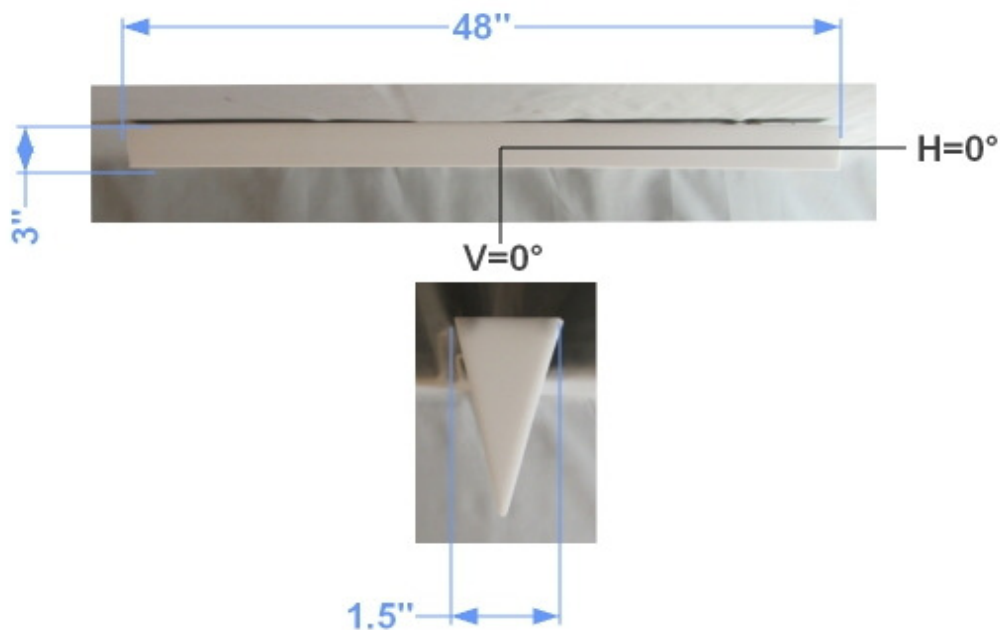
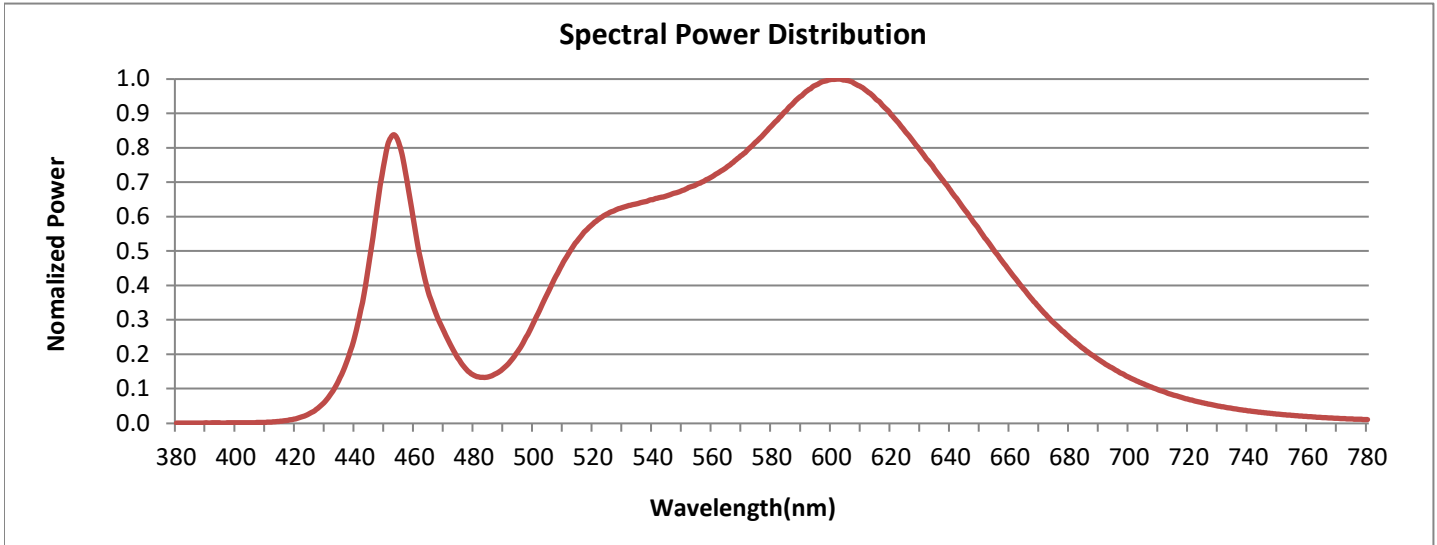


FIG. 1 LUMINAIRE

Colorimetry Test Results

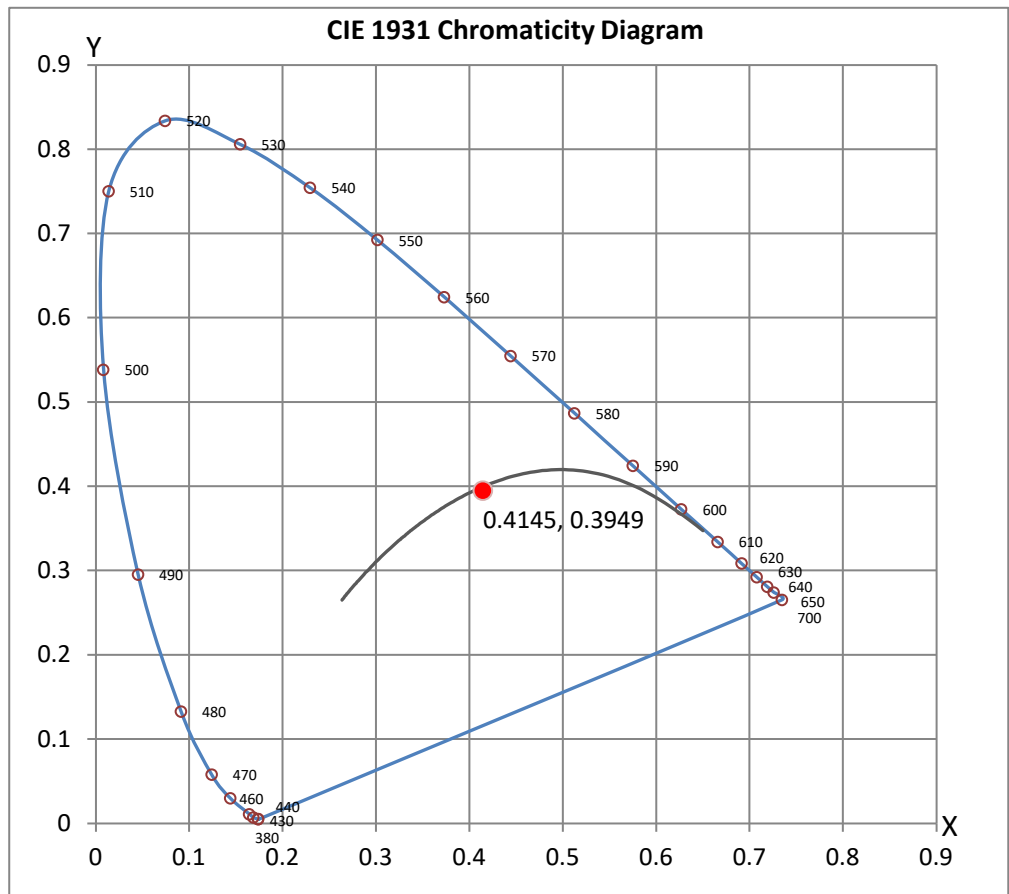


CRI & CCT

x	0.4145
y	0.3949
u'	0.2399
v'	0.5144
CRI	83.30
CCT	3341
Duv	-0.00010

R Values

R1	82.59
R2	89.08
R3	94.20
R4	83.59
R5	82.02
R6	85.82
R7	85.53
R8	63.43
R9	11.12
R10	73.81
R11	83.39
R12	60.14
R13	84.19
R14	96.31
R15	75.67



Test Methods

Photometric Measurements - Goniophotometer

A Custom Light Laboratory Type C Rotating Mirror Goniophotometer was used to measure candelas(intensity) at each angle of distribution as defined by IESNA for the appropriate fixture type.

Ambient temperature is set to 25°C and is measured from the center of the fixture, within 1ft from the outside of the fixture. Temperature is maintained at 25°C throughout the testing process and the sample is stabilized for at least 30mins and longer as necessary for the sample to achieve stabilization.

Electrical measurements are measured using the listed equipment.

Spectral Measurements - Integrating Sphere

A Sensing Spectroradiometer SPR-3000, in conjunction with Light Laboratory 2 meter integrating sphere was used to measure chromaticity coordinates, correlated color temperature(CCT) and the color rendering index(CRI) for each sample.

Ambient temperature is set to 25°C and is measured from the center of the fixture, within 1ft from the outside of the fixture. Temperature is maintained at 25°C throughout the testing process and the sample is stabilized for at least 30mins and longer as necessary for the sample to achieve stabilization.

Electrical measurements are measured using the listed equipment.

Disclaimers:

The results related only to the samples as received and tested. This report must not be used by the customer to claim product certification, approval or endorsement by NVLAP, NIST or any agency of the Federal Government.

Report Prepared by : JG

Test Report Reviewed by:



Steve Kang
Quality Assurance

**Attached are photometric data reports.*



8165 E. Kaiser Blvd. Anaheim, CA 92808
www.lightlaboratory.com

Photometric Test Report

IES INDOOR REPORT
PHOTOMETRIC FILENAME : L042412203.IES

DESCRIPTION INFORMATION (From Photometric File)

IESNA:LM-63-2002
[TEST] L042412203
[TESTLAB] LIGHT LABORATORY, INC. (www.lightlaboratory.com)
[ISSUE DATE] 5/17/2024
[MANUFAC] Vode Lighting LLC
[LUMCAT] 707-WE-48-35-80-W6_SO
[LUMINAIRE] Wedge, Iso, diffuse, 48", 3500K, 80 CRI, standard output
[BALLASTCAT] HLG-40H-36A
[OTHER] INDICATING THE CANDELA VALUES ARE ABSOLUTE AND
[MORE] SHOULD NOT BE FACTORED FOR DIFFERENT LAMP RATINGS.
[INPUT] 120VAC
[TEST PROCEDURE] IESNA:LM-79-19

CHARACTERISTICS

Lumens Per Lamp	N.A. (absolute)
Total Lamp Lumens	N.A. (absolute)
Luminaire Lumens	4222
Total Luminaire Efficiency	N.A.
Luminaire Efficacy Rating (LER)	161
Total Luminaire Watts	26.22
Ballast Factor	1.00
CIE Type	Semi-Direct
Spacing Criterion (0-180)	1.26
Spacing Criterion (90-270)	2.70
Spacing Criterion (Diagonal)	2.38
Basic Luminous Shape	Rectangular w/Sides
Luminous Length (0-180)	4.00 ft
Luminous Width (90-270)	0.13 ft
Luminous Height	0.25 ft

LUMINANCE DATA (cd/sq.m)

Angle In Degrees	Average 0-Deg	Average 45-Deg	Average 90-Deg
45	5175	5158	5703
55	8441	5687	6005
65	11349	6161	6274
75	12245	6147	6498
85	17439	6222	6701

IES INDOOR REPORT
PHOTOMETRIC FILENAME : L042412203.IES

ZONAL LUMEN SUMMARY

Zone	Lumens	%Lamp	%Fixt
0-20	104.95	N.A.	2.50
0-30	253.66	N.A.	6.00
0-40	481.64	N.A.	11.40
0-60	1204.07	N.A.	28.50
0-80	2170.88	N.A.	51.40
0-90	2637.82	N.A.	62.50
10-90	2612.54	N.A.	61.90
20-40	376.69	N.A.	8.90
20-50	690.57	N.A.	16.40
40-70	1200.83	N.A.	28.40
60-80	966.81	N.A.	22.90
70-80	488.41	N.A.	11.60
80-90	466.94	N.A.	11.10
90-110	831.32	N.A.	19.70
90-120	1160.2	N.A.	27.50
90-130	1386.32	N.A.	32.80
90-150	1562.56	N.A.	37.00
90-180	1584.09	N.A.	37.50
110-180	752.76	N.A.	17.80
0-180	4221.91	N.A.	100.00

Total Luminaire Efficiency = N.A. %

ZONAL LUMEN SUMMARY

Zone	Lumens
0-10	25.28
10-20	79.67
20-30	148.72
30-40	227.98
40-50	313.87
50-60	408.56
60-70	478.40
70-80	488.41
80-90	466.94
90-100	435.47
100-110	395.85
110-120	328.87
120-130	226.12
130-140	121.43
140-150	54.81
150-160	17.68
160-170	3.07
170-180	0.78

IES INDOOR REPORT
PHOTOMETRIC FILENAME : L042412203.IES

COEFFICIENTS OF UTILIZATION - ZONAL CAVITY METHOD

Effective Floor Cavity Reflectance 0.20

RC	80				70				50			30			10			0	
	RW	70	50	30	10	70	50	30	10	50	30	10	50	30	10	50	30		10
0	110	110	110	110	110	103	103	103	103	90	90	90	78	78	78	68	68	68	62
1	95	88	82	76	88	82	76	71	71	66	62	60	57	54	51	48	46	41	41
2	84	74	65	58	78	68	61	54	59	52	47	50	45	40	41	37	34	30	30
3	75	63	53	45	69	58	49	42	50	43	37	42	36	32	35	30	26	22	22
4	68	54	44	37	63	50	41	34	43	36	30	36	30	25	30	25	21	17	17
5	62	48	38	30	57	44	35	28	38	30	25	32	26	21	26	21	17	14	14
6	57	42	33	26	52	39	30	24	34	26	21	28	22	18	23	18	15	12	12
7	52	38	28	22	48	35	27	20	30	23	18	25	20	15	21	16	12	10	10
8	48	34	25	19	44	32	23	18	27	20	15	23	17	13	19	14	11	8	8
9	45	31	22	17	41	29	21	16	25	18	13	21	15	11	18	13	9	7	7
10	42	28	20	15	39	26	19	14	23	16	12	19	14	10	16	12	8	6	6

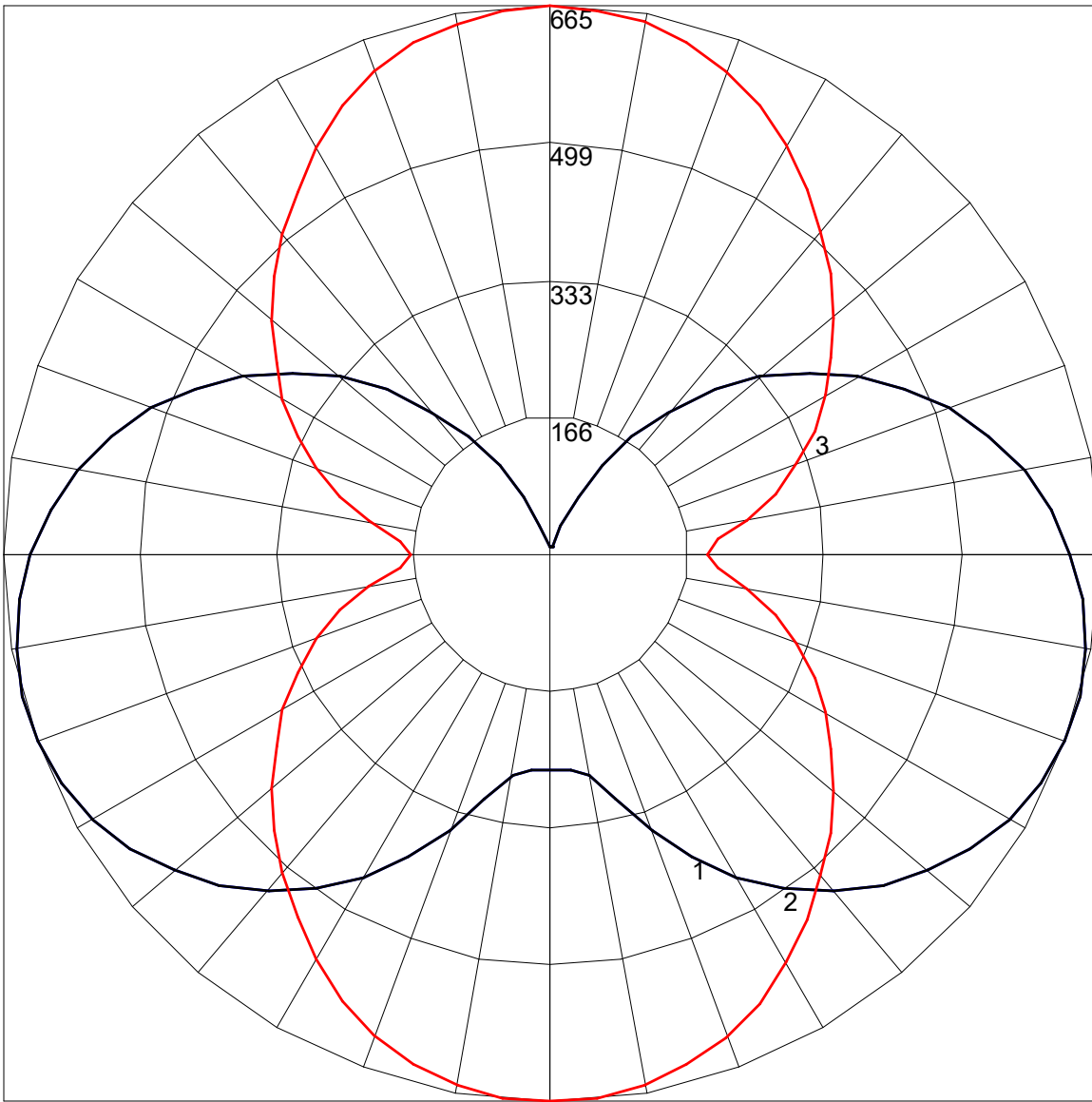
IES INDOOR REPORT
PHOTOMETRIC FILENAME : L042412203.IES

UGR TABLE - CORRECTED

Reflectances											
Ceiling Cavity	70	70	50	50	30	70	70	50	50	30	
Walls	50	30	50	30	30	50	30	50	30	30	
Floor Cavity	20	20	20	20	20	20	20	20	20	20	
Room Size		UGR Viewed Crosswise					UGR Viewed Endwise				
X=2H	Y=2H	12.5	13.6	13.3	14.5	15.6	18.8	20.0	19.6	20.9	21.9
	3H	14.7	15.8	15.5	16.7	17.8	22.6	23.7	23.5	24.6	25.7
	4H	15.5	16.5	16.3	17.4	18.5	24.6	25.6	25.4	26.5	27.6
	6H	16.1	17.0	16.9	17.9	19.0	26.7	27.6	27.5	28.5	29.6
	8H	16.3	17.2	17.1	18.1	19.2	27.7	28.7	28.6	29.6	30.7
	12H	16.5	17.4	17.3	18.3	19.4	28.9	29.8	29.8	30.7	31.8
4H	2H	14.7	15.7	15.5	16.6	17.7	19.1	20.1	19.9	21.0	22.1
	3H	17.1	18.0	17.9	18.9	20.0	23.1	24.0	23.9	24.9	26.0
	4H	18.0	18.8	18.9	19.7	20.9	25.1	26.0	26.0	26.9	28.0
	6H	18.7	19.4	19.6	20.4	21.5	27.4	28.1	28.3	29.1	30.2
	8H	19.0	19.7	19.8	20.6	21.8	28.6	29.3	29.4	30.2	31.4
	12H	19.2	19.8	20.1	20.8	22.0	29.9	30.5	30.8	31.5	32.6
8H	4H	19.5	20.2	20.4	21.2	22.3	25.3	26.0	26.2	26.9	28.1
	6H	20.5	21.1	21.4	22.1	23.2	27.7	28.3	28.6	29.2	30.4
	8H	20.9	21.5	21.8	22.4	23.6	28.9	29.5	29.9	30.5	31.6
	12H	21.3	21.8	22.2	22.7	23.9	30.4	30.9	31.3	31.8	33.1
12H	4H	20.0	20.7	20.9	21.6	22.8	25.3	25.9	26.2	26.9	28.0
	6H	21.2	21.7	22.1	22.7	23.9	27.7	28.2	28.6	29.2	30.4
	8H	21.7	22.2	22.6	23.2	24.4	29.0	29.5	29.9	30.5	31.7

Maximum UGR = 33.1

POLAR GRAPH



Maximum Candela = 665 Located At Horizontal Angle = 90, Vertical Angle = 75
1 - Vertical Plane Through Horizontal Angles (90 - 270) (Through Max. Cd.)
2 - Vertical Plane Through Horizontal Angles (90 - 270)
3 - Horizontal Cone Through Vertical Angle (75) (Through Max. Cd.)

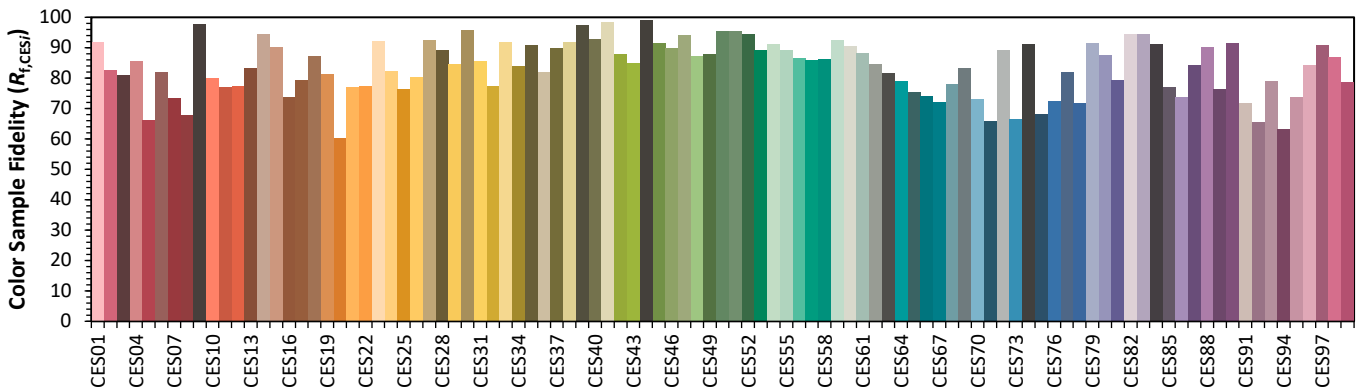
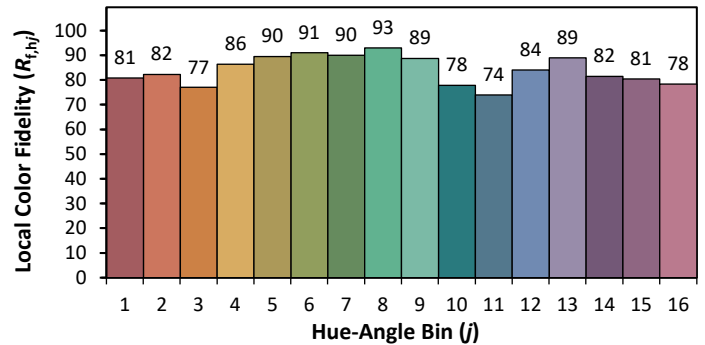
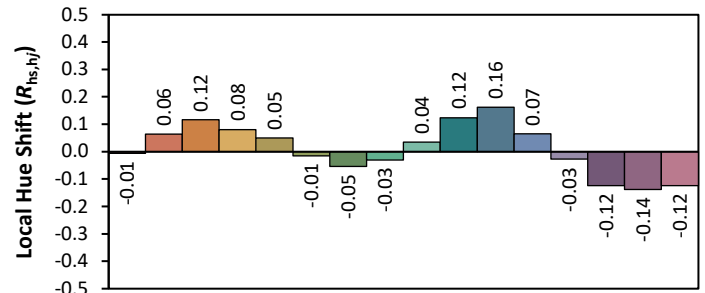
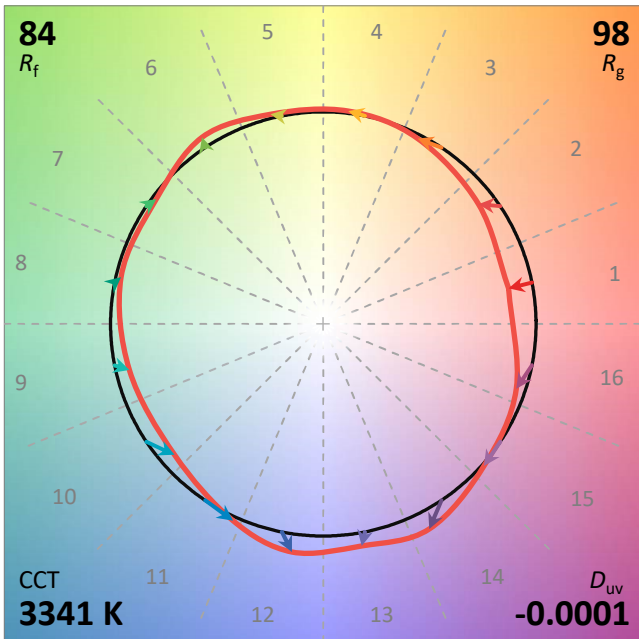
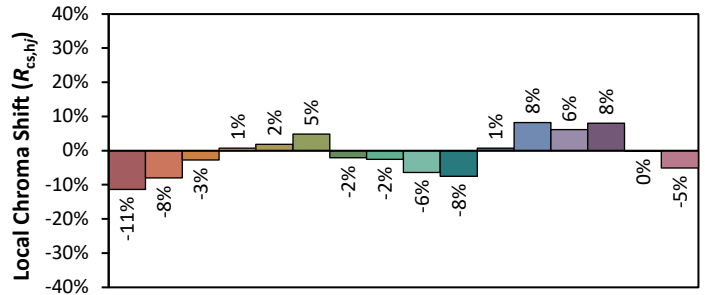
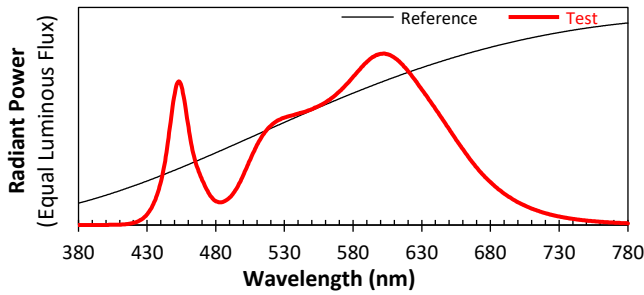
ANSI/IES TM-30-18 Color Rendition Report

Source: L042412203

Manufacturer: Vode Lighting LLC

Date: 5/16//2024

Model: 707-WE-48-35-80-W6_SO



Notes: This is a recommended method for displaying ANSI/IES TM-30-18 information.

x 0.4145
y 0.3949
u' 0.2399
v' 0.5144

CIE 13.3-1995
(CRI)

R_a 83
R_g 11