




Spec Guide

Wedge Peak™ | 707



Direct lighting for open office and corridor applications.



Peak, Diffuse, White

Benefits & Features

Minimal Profile, Robust Design

Isosceles triangle profile, 1.54" (39mm) x 3.00" (77mm)

Superior Light Quality & Performance

Output up to 2005 lm/ft (6500 lm/m) (HO), 162 lm/W (SO).
90 CRI & tunable white (2200K-5000K) available.

Versatile Mounting, Easy Installation

Magnet with tape-on metal strip or low profile clip allow for mounting to almost any surface or T-Bar ceiling.

Triangular Form Factor

Diffuse optics gives the designers the power to bring visual interest to linear lighting through a uniquely shaped form.



Peak, Diffuse, White

Build Your Specification

707-WE	SL				0	»
--------	----	--	--	--	---	---

System & Rail Type	System Type	System Length	Rail Length	Mounting	Arm/Cord Length
707-WE Wedge	SL Surface	Specify overall system length in ft/in or M/mm.	24 24" (610mm) 36 36" (914mm) 48 48" (1219mm) 60 60" (1524mm) 72 72" (1829mm) 96 96" (2438mm) 108 108" (2743mm) 120 120" (3048mm) 132 132" (3352mm) 144 144" (3658mm) ZZ Other rail length or layout (please specify) See Rail Length Chart for more details.	C Clip CM Clip with Micro J-Box ¹ T Magnet with Tape-On Metal Strip ² T1 9/16" T-Bar Clip, low profile T2 15/16" T-Bar Clip, low profile T3 15/16" T-Bar Clip, medium profile T4 15/16" T-Bar Clip, concealed T5 9/16" T-Bar Clip, medium profile T6 Slotted T-Bar Clip T7 Dimensional T-Bar Clip SC Strut Channel Clip DM Armstrong DynaMax ZZ Other (please specify)	0 None

▲ Custom lengths may result in light gaps on the fixture. See [Rail Length Chart](#) for more details.

»	»
---	---

Power Location	Power Type
Remote Power RP10 10' (3.048m) Wire Harness RP25 25' (7.62m) Wire Harness RP50 50' (15.24m) Wire Harness RP75 75' (22.86m) Wire Harness RP100 100' (30.48m) Wire Harness	Flexible 1 to 1 Power AE 0-10V, 1.0% Dimming AT 0-10V, 0.1% Dimming AD DALI, 0.1% Dimming AX DMX, 100-0% Dimming AH Hi-lume 1% EcoSystem, Soft On / Fade to Black Technology, LDE ¹ AH2 ELV 1% 2-wire (Forward and Reverse Phase) Optimized Power* *Add 'O' to power type example: AEO, ATO...etc. ³ AEO 0-10v, 1.0% Dimming, Optimized Power ATO 0-10V, 0.1% Dimming, Optimized Power ADO DALI, 0.1% Dimming, Optimized Power AXO DMX, 100-0% Dimming, Optimized Power ZZ Other (please specify)
	Flexible 1 to 1 Power with VodeNODE* *Add 'N' to the end of spec code to indicate VodeNODE ⁴ AEN 0-10v, 1.0% Dimming with VodeNODE ATN 0-10V, 0.1% Dimming with VodeNODE ADN DALI, 0.1% Dimming with VodeNODE AXN DMX, 100-0% Dimming with VodeNODE AHN Lutron Hi-lume 1% EcoSystem (LDE1) with VodeNODE Optimized Power with VodeNODE* *Add 'ON' to the end of spec code to indicate VodeNODE ⁴ AEON 0-10v, 1.0% Dimming, Optimized Power with VodeNODE ATON 0-10v, 0.1% Dimming, Optimized Power with VodeNODE ADON DALI, 0.1% Dimming, Optimized Power with VodeNODE AXON DMX,100-0% Dimming, Optimized Power with VodeNODE ADON DALI, 0.1% Dimming, Optimized Power with VodeNODE AXON DMX,100-0% Dimming, Optimized Power with VodeNODE See Power Guide for driver features & limitations.

»	Z				
---	---	--	--	--	--

Voltage	Emergency Power	LED Type	Lumen Output	Color Temperature ⁵	Optics
1 120V 2 120V - 277V X Not Yet Specified	0 No Emergency Power ZZ Emergency Power (specify requirements)	Z Zipper Board	LO Low Output SO Standard Output HO High Output ZZ Other (please specify) See IES Files page for details. See Power Guide for driver features & limitations.	90+ CRI 27 2700K 30 3000K 35 3500K 40 4000K ZZ Tunable White Available See Guide for details	W6 Diffuse

»		
---	--	--

Sensors	Finish	Options
0 None	WH White	0 None 9 9' 18/3 Cord and Plug CPS Chicago Plenum Fixture Adapter & Power CPP Chicago Plenum Power CPA Chicago Plenum Fixture Adapter

NOTES & LIMITATIONS

- ¹ Mounting type available with Chicago Plenum.
- ² Magnet mount not recommended for wall applications in accessible high traffic areas. Clip (C) mounting is recommended instead.
- ³ Optimized Power is not available with Hi-lume 1% EcoSystem (AHO) Power Type.
- ⁴ VodeNODE enclosure is not available with Hi-lume 1% 2-wire (AH2) Power Type.
- ⁵ RGBW available. Contact Vode for more information.



Standard 5 Year Limited Warranty. See details [here](#). Contact factory for options on Limited Warranties up to 20 years.

Listed to UL standards for damp location by a Nationally Recognized Testing Laboratory (NRTL) recognized by OSHA. Certain limitations exist for each Certification. Contact factory for verification.

Applications



Patient Room, Peak | Diffuse | 707, White (R6-WH)



Corridor, Peak | Diffuse | 707, White (R6-WH)

Sustainability & Certifications

DECLARE

International Living Future Institute (ILFI)



All Vode Lighting linear light fixtures proudly carry the Red List Approved designation.

Declare.SM

Vode Adaptive Architectural Lighting Systems
Vode Lighting LLC

Final Assembly: Sonoma, California, US
Life Expectancy: 10+ Year(s)
End of Life Options: Recyclable (100%)

Ingredients:

Steel; Anodized Aluminum (6063-T5 Alloy); Small Electrical Component (RoHS); Copper; **Fluorinated Ethylene Propylene (masterbatch)**; Polymethyl methacrylate (PMMA); Stainless Steel; Polyoxymethylene Copolymer (POM); Styrene-butadiene polymer, hydrogenated; Poly(methyl methacrylate/butyl acrylate/styrene) (PMMA/BA/S); Styrene/butadiene copolymer; Distillates; Polypropylene; Calcium carbonate; Polycarbonate; EVA Copolymer; Methyl methacrylate (MMA); Polyphenylene Oxide; Brass; Tin, Organic

Living Building Challenge Criteria: Compliant

I-13 Red List:

LBC Red List Free % Disclosed: 100% at 100ppm
 LBC Red List Approved VOC Content: Not Applicable
 Declared

I-10 Interior Performance: Not Applicable
I-14 Responsible Sourcing: Not Applicable

VDE-0001
 EXP. 01 FEB 2026
 Original Issue Date: 2018

MANUFACTURER RESPONSIBLE FOR LABEL ACCURACY
 INTERNATIONAL LIVING FUTURE INSTITUTE™ living-future.org/declare

Click here to learn more: International Living Future Institute

TM65NA

CIBSE & ASHRAE on Embodied Carbon

Vode recognizes TM65NA as the highest standard for understanding the embodied carbon of our fixtures.

Developed with ASHRAE, it adapts CIBSE's TM65 for North America, ensuring accurate regional assessments. It must be used alongside TM65 and follows TM65LA's framework.

System: 707 | Wedge Peak | Surface Mounted
Embodied Carbon (kg CO₂e): 28.63*

***Note:** Embodied Carbon, expressed in kilograms of CO₂e is calculated using a 48" fixture and includes the LED driver.



Click here to learn more [CIBSE](#), [ASHRAE](#).

BAA X BABA

Buy American Act / Build America & Buy America Act Compliance

Vode is dedicated to supporting domestic manufacturing and ensuring compliance with BAA and BABA requirements.

Given the complexity of our products, we recommend reaching out to vodecares@vode.com for confirmation regarding compliance for your specific project.



Click here to learn more: US Department of Commerce

Structure

Rail Lengths	24" (610mm) - 144" (3658mm). Modified lengths available. See Rail Length Chart for more details.
Rail Dimensions	1.54" (39mm) x 3" (77mm) x length.
Construction	Extruded and machined 6063 aluminum.
Mounting	Clip, Clip with Micro J-Box, Magnet with Tape-On Metal Strip, T-Bar Clips for most grid/panel construction, Strut Channel Clip.
System Run Length	24" (610mm) minimum. Unlimited maximum.
Operating Temperature	32°F to 104°F (0°C to 40°C).
Humidity	0-95%, non-condensing. Suitable for damp locations.
System Weight	0.38lbs per ft (0.17kg per 305mm). Power supply and housing not included.

Materials

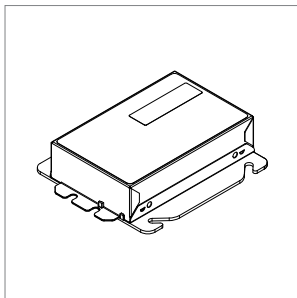
LED Board Construction	Aluminum core PCB, black LCP connectors, RoHS compliant.
Lens	High-impact extruded acrylic glass (PMMA).
Power Cable	Ø3mm, 33/2 AWG, Plenum (CMP) rated semi-rigid PVC or FEP, flame tested UL-910, red list free.
Cable Connectors	Unfilled black nylon, rated UL 94 V-0, halogen free, PVC or FEP overmold, RoHS compliant, red list free.
Remote Linear Power Housing (RLP)	20.7" x 2.375" x 2.53", 0.054" formed Galvanized Steel.
Remote Brick Power Housing (RBP)	4.32" x 3.37" x .078" Galvanized Steel mounting plate.

Power and Controls

Power Type	Class 2 (<60V output) constant current driver.
Dimming Controls	Dimming (0.1%, 1%), 0-10V, DALI, DMX, Lutron Hi-lume 1% are available. See Power Guide for details.
Input Voltage	120V - 277V, 50/60hz.
Power Location	Remote power. Maximum remote distance up to 100' (30.5m) <i>depending</i> on driver selection. See Power Guide for details.

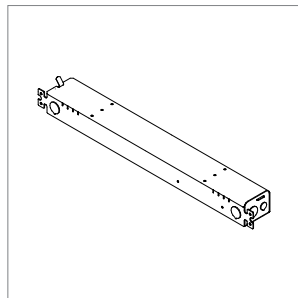
Remote power is locating the power supply away from the fixture. Remote power comes in two housing styles: brick style and linear style. Consult [Power Guide](#) to determine which type you will receive.

Remote Brick Power Housing



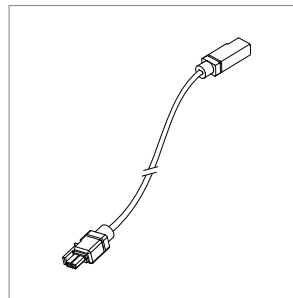
Supplied for some remote power applications. One remote power supply housing is supplied for each rail. Provided driver mounting plate fits standard 4" metal, square J-Boxes with a minimum volume of 21 in³ (J-Box not provided). See [Tech Sheet](#) for details.

Remote Linear Power Housing



One remote power supply housing is supplied with each power supply. All Vode linear remote drivers come in a 0.054" (0.8mm) formed galvanized steel power supply housing with five (5) knockouts: (4) 1-1/8", (1) 7/8" and (1) 9/16". Accommodates standard linear power supplies. See [Tech Sheet](#) for details.

Wire Harness

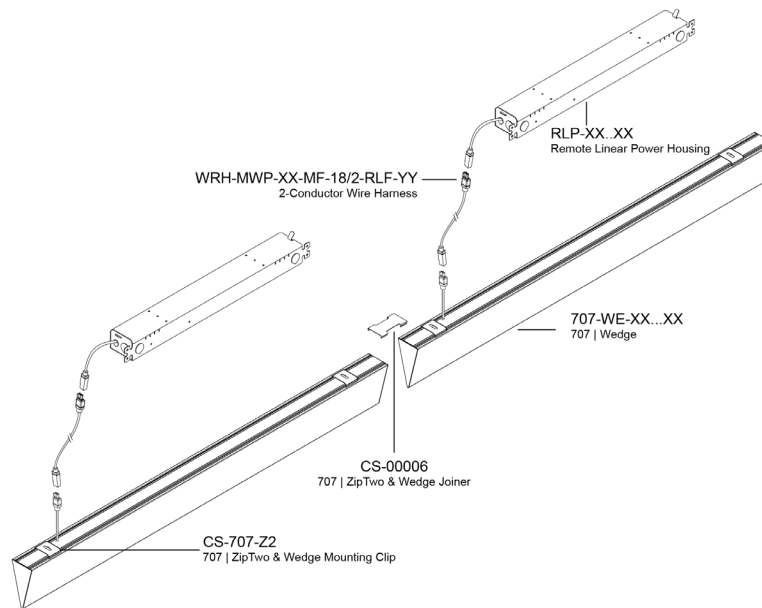


Wire harness connects driver to rail section. Lengths of 10' (3.0m) & 25' (7.6m) with snap-lock connectors for quick and easy installation. Multiple harnesses may be combined for lengths up to 100' (30.5m). See [Tech Sheet](#) for details.

Power and Controls

Flexible 1 to 1 power

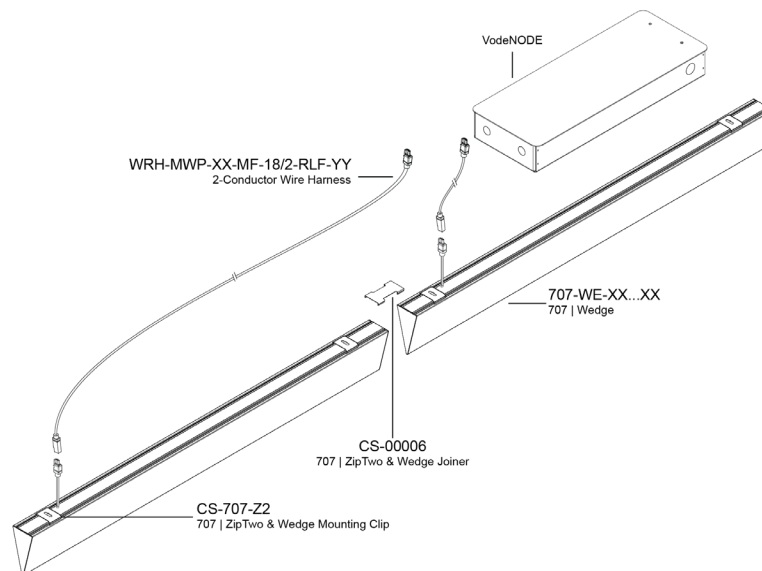
For Flexible 1 to 1 Power, Vode supplies one single output driver per fixture, allowing each fixture to be controlled independently. Direct/Indirect fixtures are supplied with two single output drivers, allowing the direct and indirect lighting to be controlled independently. Consult [Power Guide](#) to determine which type you will receive.



Optimized Power

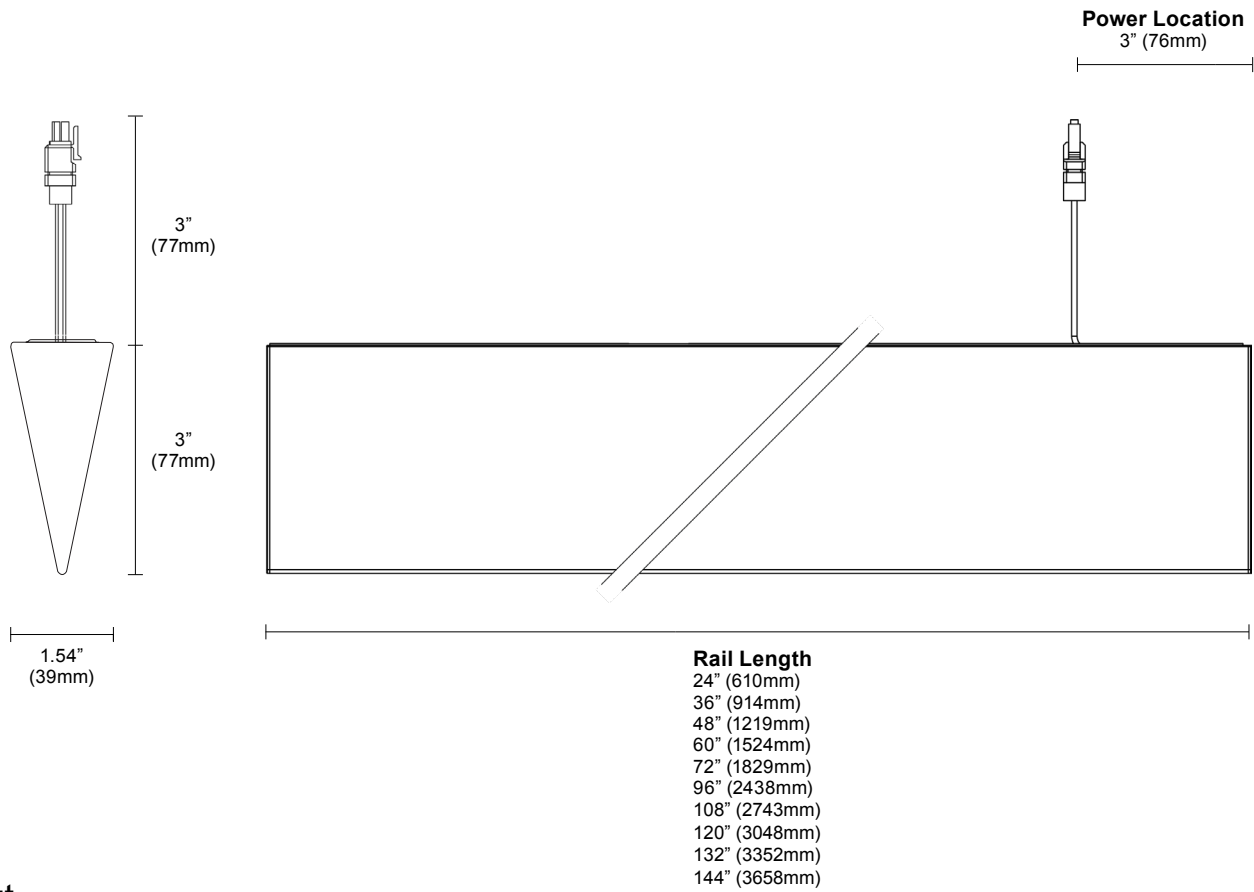
To optimize power, Vode configures specifications with drivers that have 2 or 4 outputs. Depending on system configurations and power requirements, up to 4 fixtures can be powered from a 4-output driver. Consult [Power Guide](#) to determine which type you will receive.

IMPORTANT: Each fixture will still require individual wire harnesses, as shown below.

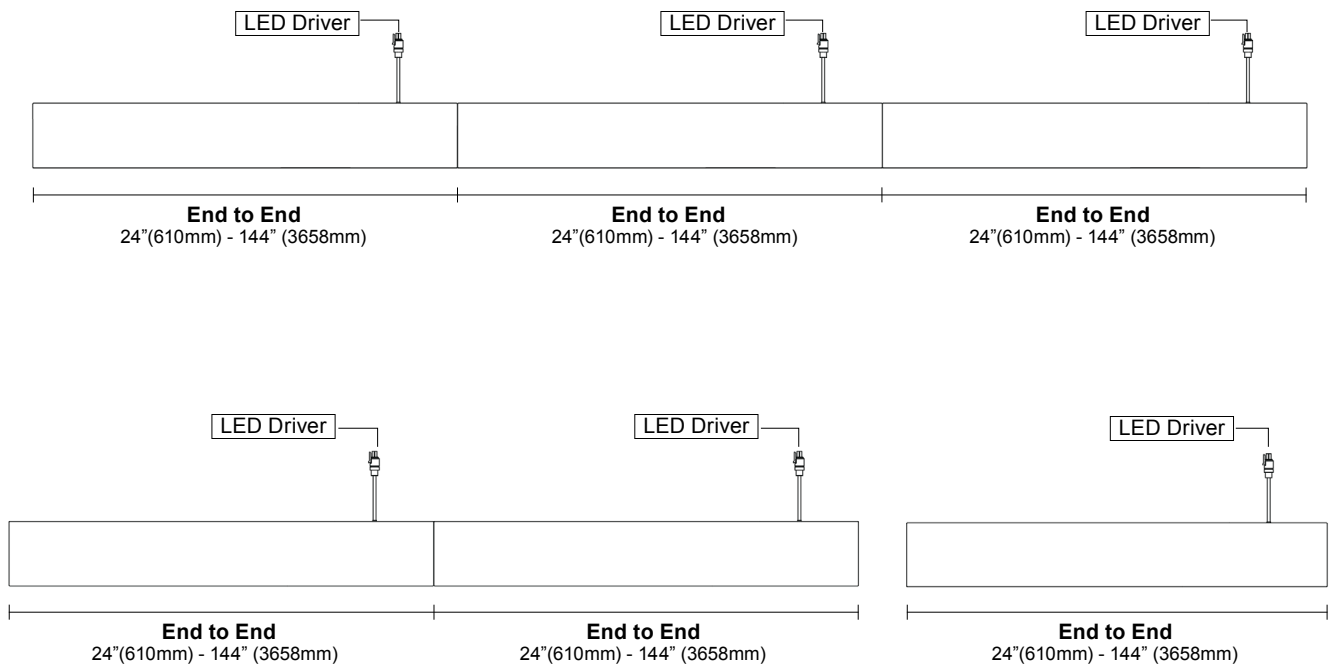


Note: Drawings not to scale, for reference only.

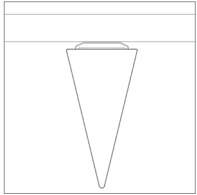
Dimensions



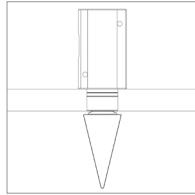
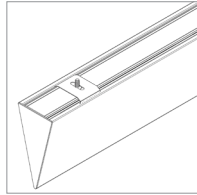
Layout



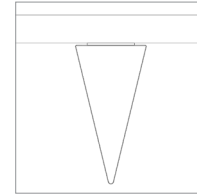
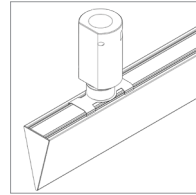
Mounting Options



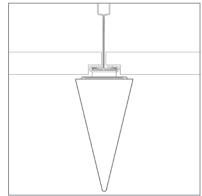
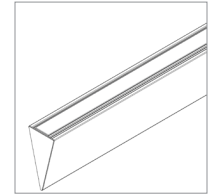
Clip (C)



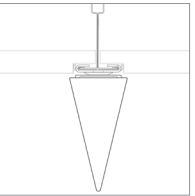
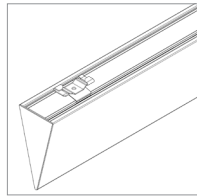
Clip with Micro J-Box (CM)



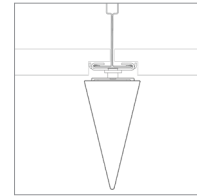
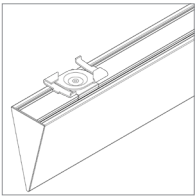
Magnet with Tape-On Metal Strip (T)



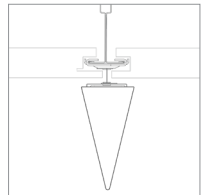
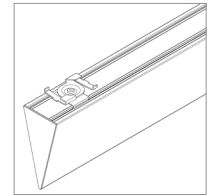
9/16" T-Bar Clip, low profile (T1)



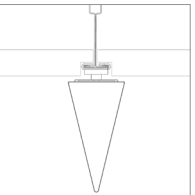
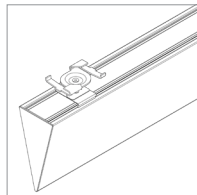
15/16" T-Bar Clip, low profile (T2)



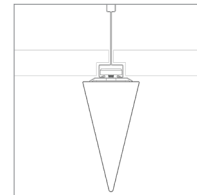
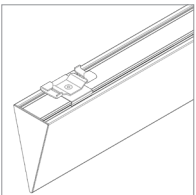
15/16" T-Bar Clip, medium profile (T3)



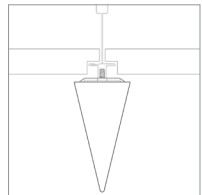
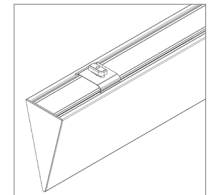
15/16" T-Bar Clip, concealed (T4)



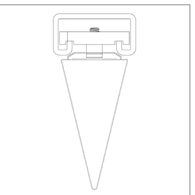
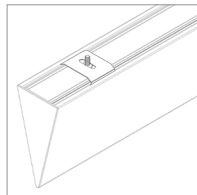
9/16" T-Bar Clip, medium profile (T5)



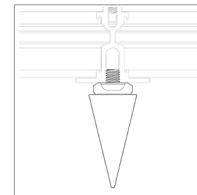
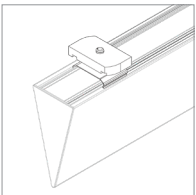
Slotted T-Bar Clip (T6)



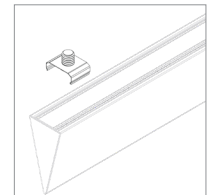
Dimensional T-Bar Clip (T7)



Strut Channel Clip (SC)



Armstrong DynaMax (DM)

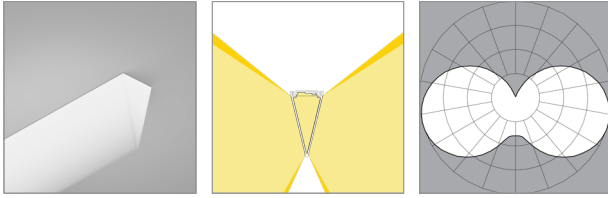


See [Wedge Clip Guide](#) to check compatibility.

Performance | Zipper Board Optics

Zipper Board Optics design has 72 diodes per foot (305mm).

Peak, Diffuse, White Finish (W6-WH)



L80 >60,000 hours

90 CRI (90min., 96 avg.)

Low Output (LO)

	2700K	3000K	3500K	4000K
Efficacy - Lumens per Watt	114	117	120	121
Lumens per foot (305mm)	421	434	443	448
Watts per foot (305mm)	3.8	3.8	3.8	3.8

Standard Output (SO)

	2700K	3000K	3500K	4000K
Efficacy - Lumens per Watt	130	134	137	138
Lumens per foot (305mm)	842	869	887	895
Watts per foot (305mm)	6.5	6.5	6.5	6.5

High Output (HO)

	2700K	3000K	3500K	4000K
Efficacy - Lumens per Watt	162	167	171	173
Lumens per foot (305mm)	1600	1651	1685	1701
Watts per foot (305mm)	9.9	9.9	9.9	9.9