



Spec Guide

BoxRail® | Surface Mount | 907



Accent, ambient or task lighting for wall or ceiling wash, grazing, cove or reveal accent.



BoxRail: Button Board

Benefits & Features

Minimal, Robust Design

Square profile, 1.14 in x 1.14 in.

Superior Light Quality & Performance

Output up to 1367 lm/ft (HO), 120 lm/W (HO). 90 CRI static & tunable white 2200K - 5000K. Custom ranges available upon request.

Adaptive Mounting System

Fixed and rotatable options for wall, surface, perimeter slot and cove.

Static White Light for Any Application

Seamless cove and perimeter lighting in four standard color temperatures.



85° Black Asymmetric



Rotating Bracket

Build Your Specification

907-BX
»»

System & Rail Type	System Length	Rail Length	Mounting	Power Location
907-BX BoxRail	Specify overall system length in ft/in or M/mm.	24 24" (610mm) 36 36" (914mm) 48 48" (1219mm) 60 60" (1524mm) 72 72" (1829mm) ZZ Other rail length or layout (please specify)	F1S Fixed 1 R1B Rotate 1 R2S Rotate 2	Remote Power RP10 10' (3.048m) Wire Harness RP25 25' (7.62m) Wire Harness RP50 50' (15.24m) Wire Harness RP75 75' (22.86m) Wire Harness RP100 100' (30.48m) Wire Harness
See Rail Length Chart for more details. ▲ Custom lengths may result in light gaps on the fixture. See Rail Length Chart for more details.				

»»
»»

Power Type	Voltage	Emergency Power	LED Type	Lumen Output
Flexible 1 to 1 Power	1 120V 2 120V - 277V X Not Yet Specified	0 No Emergency Power ZZ Emergency Power (specify requirements)	Z Zipper Board B Button Board ³	LO Low Output SO Standard Output HO High Output ZZ Other (please specify)
AE 0-10V, 1.0% Dimming AT 0-10V, 0.1% Dimming AD DALI, 0.1% Dimming AX DMX, 100-0% Dimming AH Hi-lume 1% EcoSystem, Soft On / Fade to Black Technology, LDE ¹ AH2 ELV 1% 2-wire (Forward and Reverse Phase)				See IES Files page for details. See Power Guide for driver features & limitations.
Optimized Power Add 'O' to power type example: AEO, ATO...etc. ¹ VodeNODE Add 'N' to power type for Flexible 1 to 1 Power Add 'ON' to power type for Optimized Power example: AEN, ATN, AEON, ADON...etc. ² ZZ Other (please specify)				
See Power Guide for driver features & limitations.				

»»
»»

Color Temperature	Optics	Sensors	Finish	Options
90+ CRI 27 2700K 30 3000K 35 3500K 40 4000K ZZ Tunable White Available See Guide for details	Zipper Board (Z) 1 Diffuse WB White Baffle BB Black Baffle G1 120° Batwing G2 120° FlyWing S1 40° Symmetric S2 60° Symmetric A1 85° Asymmetric Button Board (B) 19 19° x 48° Oval 36 36° Medium	0 None ZZ Sensor (specify requirements)	AL Clear Anodized WH White Painted BL Black Anodized ZZ Other (please specify)	0 None ZZ Other (please specify)

NOTES & LIMITATIONS

- ¹ Optimized Power is not available with Hi-lume 1% EcoSystem (AHO) Power Type.
- ² VodeNODE enclosure is not available with ELV 1% 2-wire (AH2) Power Type.
- ³ Button Board (B) is not available in 90 CRI.
Contact factory for Chicago Plenum.

Standard 5 Year Limited Warranty. See details [here](#). Contact factory for options on Limited Warranties up to 20 years.

Listed to UL standards for damp location by a Nationally Recognized Testing Laboratory (NRTL) recognized by OSHA. Certain limitations exist for each Certification. Contact factory for verification.



Applications

General Interior and Open Office



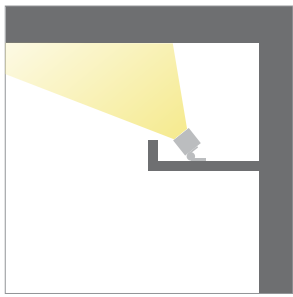
Wesley Mission, Sydney



Wesley Mission, Sydney

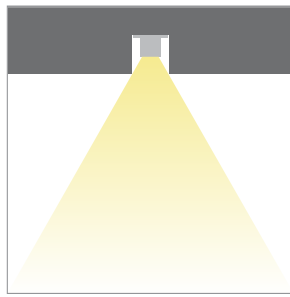
Applications

Cove




Ideal for office, retail, hospitality, museum and residential.

Slot




Ideal for office, institutional, retail and hospitality.




Ideal for lobby, retail, hospitality and institutional.

Surface




Ideal for retail, hospitality, museum and residential.



Ideal for retail, hospitality, museum and residential.

Cove, Perimeter Slot, Wall Graze, and Flood



Corrs Chambers Westgarth, Melbourne, VIC


Corrs Chambers Westgarth, Melbourne, VIC

Applications

Cove, Perimeter Slot, Wall Graze, and Flood



The Fairmont, Washington, DC



The Foundry, Washington, DC



Corrs Chambers Westgarth, Melbourne, VIC

Sustainability & Certifications

DECLARE

International Living Future Institute (ILFI)



All Vode Lighting linear light fixtures proudly carry the Red List Approved designation.



Vode Adaptive Architectural Lighting Systems
Vode Lighting LLC

Final Assembly: Sonoma, California, US
Life Expectancy: 10+ Year(s)
End of Life Options: Recyclable (100%)

Ingredients:

Steel; Anodized Aluminum (6063-T5 Alloy); Small Electrical Component (RoHS); Copper; **Fluorinated Ethylene Propylene (masterbatch)**; Polymethyl methacrylate (PMMA); Stainless Steel; Polyoxymethylene Copolymer (POM); Styrene-butadiene polymer, hydrogenated; Poly(methyl methacrylate/butyl acrylate/styrene) (PMMA/BA/S); Styrene/butadiene copolymer; Distillates; Polypropylene; Calcium carbonate; Polycarbonate; EVA Copolymer; Methyl methacrylate (MMA); Polyphenylene Oxide; Brass; Tin, Organic

Living Building Challenge Criteria: Compliant

I-13 Red List:

LBC Red List Free % Disclosed: 100% at 100ppm
 LBC Red List Approved VOC Content: Not Applicable
 Declared

I-10 Interior Performance: Not Applicable
I-14 Responsible Sourcing: Not Applicable

VDE-0001
 EXP. 01 FEB 2026
 Original Issue Date: 2018

MANUFACTURER RESPONSIBLE FOR LABEL ACCURACY
 INTERNATIONAL LIVING FUTURE INSTITUTE™ living-future.org/declare

Click here to learn more: International Living Future Institute

TM65NA

CIBSE & ASHRAE on Embodied Carbon

Vode recognizes TM65NA as the highest standard for understanding the embodied carbon of our fixtures.

Developed with ASHRAE, it adapts CIBSE's TM65 for North America, ensuring accurate regional assessments. It must be used alongside TM65 and follows TM65LA's framework.

System: 907 | BoxRail | Surface Mount
Embodied Carbon (kg CO₂e): 40.80*

***Note:** Embodied Carbon, expressed in kilograms of CO₂e is calculated using a 48" fixture and includes the LED driver.



Click here to learn more [CIBSE](#), [ASHRAE](#).

BAA X BABA

Buy American Act / Build America & Buy America Act Compliance

Vode is dedicated to supporting domestic manufacturing and ensuring compliance with BAA and BABA requirements.

Given the complexity of our products, we recommend reaching out to vodecares@vode.com for confirmation regarding compliance for your specific project.



Click here to learn more: US Department of Commerce

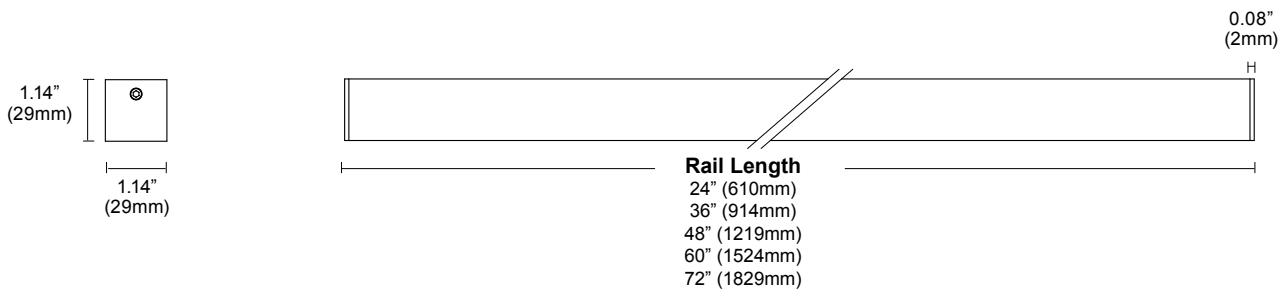
Structure

Rail Lengths	24" (610mm) - 72" (1828mm). Modified lengths available. See Rail Length Chart for more details.
Rail Dimensions	1.14" (29mm) x 1.14" (29mm) x length.
Construction	Extruded and machined 6063 aluminum.
System Run Length	24" (610mm) minimum. Unlimited maximum.
Operating Temperature	32°F to 104°F (0°C to 40°C).
Humidity	0-85%, non-condensing.
Weight	0.65lbs per ft (0.29kg per 305mm). Power supply and housing not included.

Materials

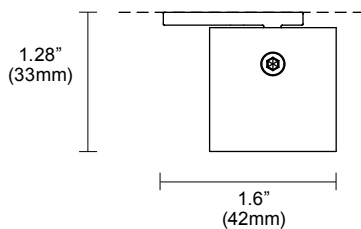
LED Board Construction	Aluminum core PCB, black LCP connectors, RoHS compliant.
Lens	High-impact extruded acrylic glass (PMMA).
Baffle	6063 aluminum, RoHS compliant painted finish.
Button Optics	High-impact cast acrylic glass (PMMA), polycarbonate (PC) holder.
Power Cable	Ø4mm, 18/2 AWG, Plenum (CMP) rated semi-rigid PVC or FEP, flame tested UL-910 (<i>PVC free in 2020</i>)
Cable Connectors	Unfilled black nylon, rated UL 94 V-0, halogen free, PVC or FEP overmold, RoHS compliant (<i>PVC free in 2020</i>)
Remote Linear Power Housing (RLP)	20.7" x 2.375" x 2.53", 0.054" formed Galvanized Steel
Remote Brick Power Housing (RBP)	4.32" x 3.37" x .078" Galvanized Steel mounting plate

Dimensions



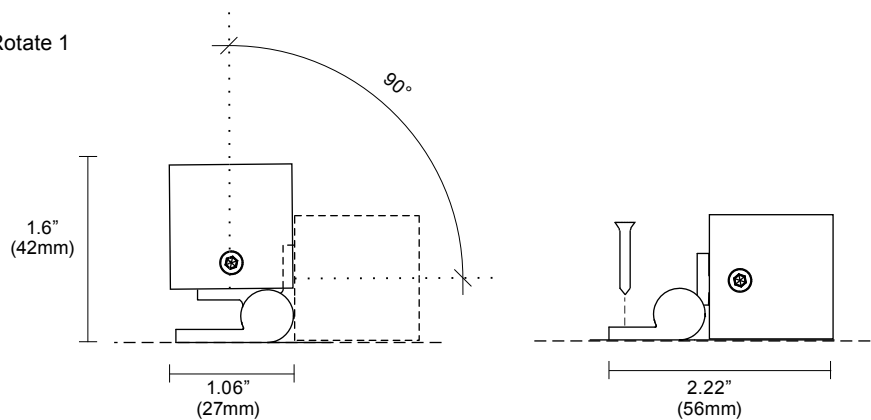
Mounting Options

Fixed 1



Installation	1.6" (42mm) is required for bracket installation.
Power Feed	Located on side, 3" (75mm) from one end of the fixture.

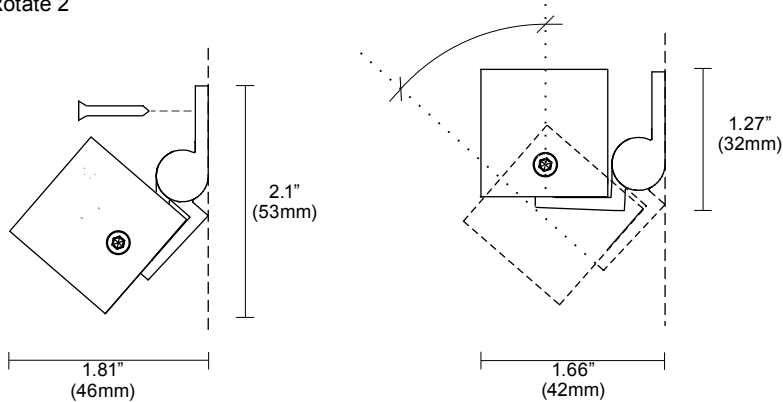
Rotate 1



Installation	Allow 2.5" (64mm) on the mounting surface for installation.
Power Feed	Located on bottom, 3" (75mm) from one end of the fixture.
Bracket Rotation	Rotates 90°. May be locked in any position.

Mounting Options Continued

Rotate 2



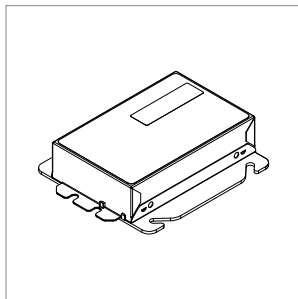
Installation	Allow 2.5" (64mm) on the mounting surface for installation.
Power Feed	Located on side, 3" (75mm) from one end of the fixture.
Bracket Rotation	Rotates 48°. May be locked in any position.

Power and Controls

Power Type	Class 2 (<60V output) constant current driver
Dimming Controls	Dimming (0.1%, 1%), 0-10V, DALI, DMX, Hi-lume 1% are available. See Power Guide for details.
Input Voltage	120V - 277V, 50/60hz
Power Location	Remote power. Maximum remote distance up to 100' (30.5m) depending on driver selection. See Power Guide for details.

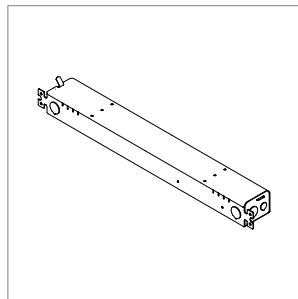
Remote power is locating the power supply away from the fixture. Remote power comes in two housing styles: brick style and linear style. Consult [Power Guide](#) to determine which type you will receive.

Remote Brick Power Housing



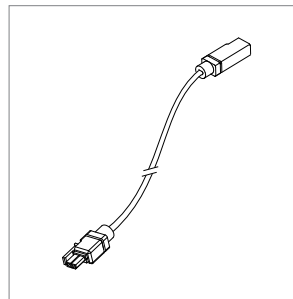
Supplied for some remote power applications. One remote power supply housing is supplied for each rail. Provided driver mounting plate fits standard 4" metal, square J-Boxes with a minimum volume of 21 in³ (J-Box not provided). See [Tech Sheet](#) for details.

Remote Linear Power Housing



One remote power supply housing is supplied with each power supply. All Vode linear remote drivers come in a 0.054" (0.8mm) formed galvanized steel power supply housing with five (5) knockouts: (4) 1-1/8", (1) 7/8" and (1) 9/16". Accommodates standard linear power supplies. See [Tech Sheet](#) for details.

Wire Harness

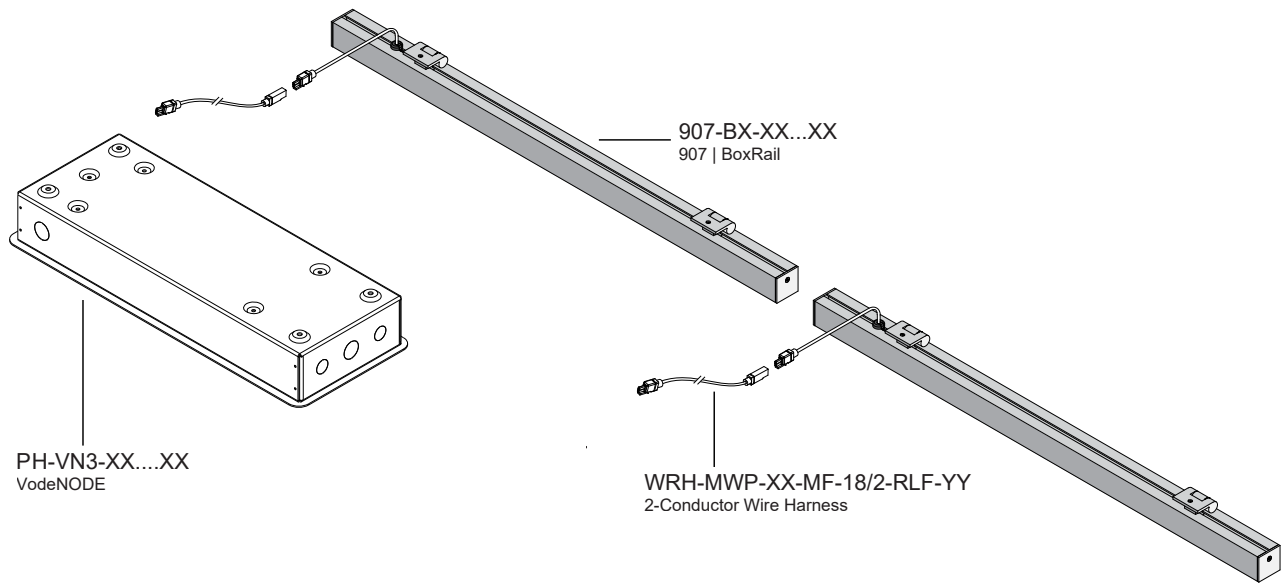


Wire harness connects driver to rail section. Lengths of 10' (3.0m) & 25' (7.6m) with snap-lock connectors for quick and easy installation. Multiple harnesses may be combined for lengths up to 100' (30.5m). See [Tech Sheet](#) for details.

Power and Controls

Flexible 1 to 1 power

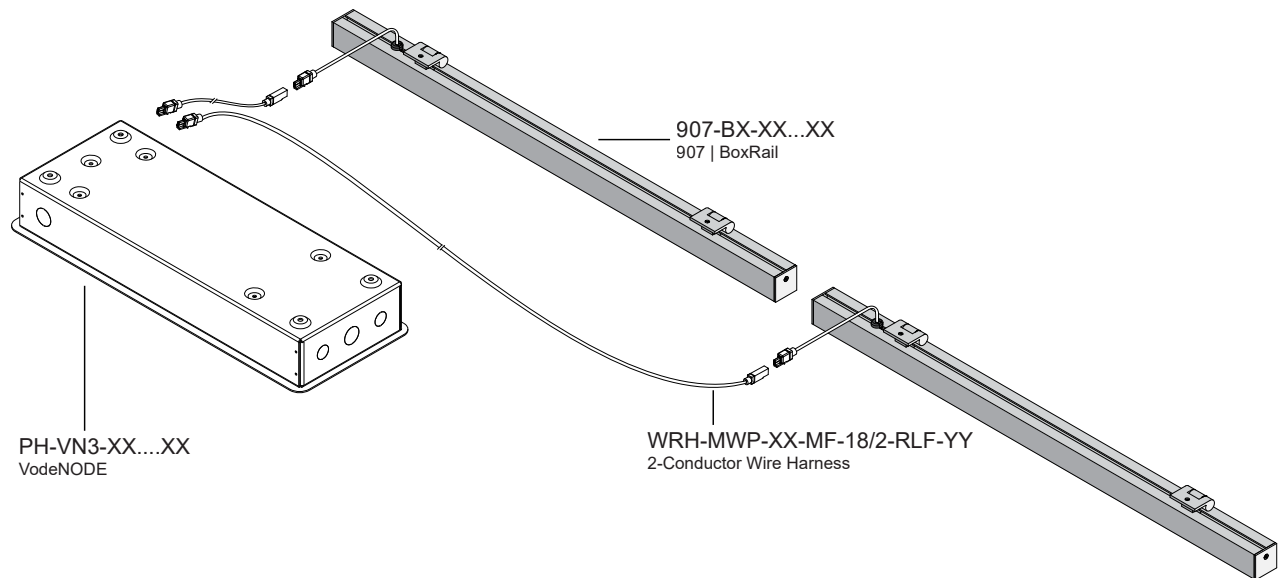
For Flexible 1 to 1 Power, Vode supplies one single output driver per fixture, allowing each fixture to be controlled independently. Direct/Indirect fixtures are supplied with two single output drivers, allowing the direct and indirect lighting to be controlled independently. Consult [Power Guide](#) to determine which type you will receive.



Optimized Power

To optimize power, Vode configures specifications with drivers that have 2 or 4 outputs. Depending on system configurations and power requirements, up to 4 fixtures can be powered from a 4-output driver. Consult [Power Guide](#) to determine which type you will receive.

IMPORTANT: Each fixture will still require individual wire harnesses, as shown below.

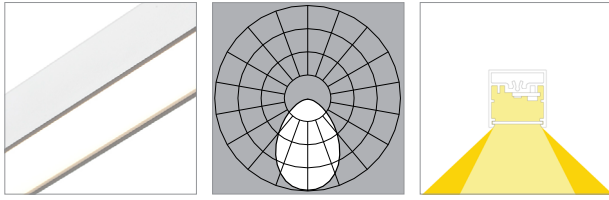


Note: Drawings not to scale, for reference only.

Performance | Zipper Board Optics

Zipper Board Optics design has 72 diodes per foot (305mm).

Diffuse (1)



L80 >60,000 hours

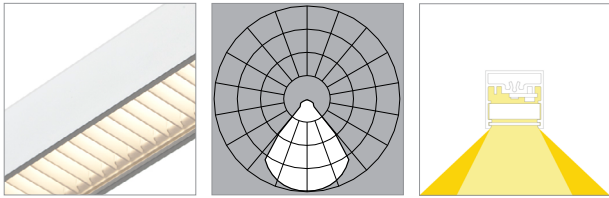
90 CRI (90min., 96 avg.)

Low Output (LO)	2700K	3000K	3500K	4000K
Efficacy - Lumens per Watt	81	83	85	86
Lumens per foot (305mm)	277	286	292	294
Watts per foot (305mm)	3.5	3.5	3.5	3.5

Standard Output (SO)	2700K	3000K	3500K	4000K
Efficacy - Lumens per Watt	93	96	98	99
Lumens per foot (305mm)	554	571	583	589
Watts per foot (305mm)	6.0	6.0	6.0	6.0

High Output (HO)	2700K	3000K	3500K	4000K
Efficacy - Lumens per Watt	86	89	91	92
Lumens per foot (305mm)	1052	1086	1108	1119
Watts per foot (305mm)	12.3	12.3	12.3	12.3

White Baffle (WB)



L80 >60,000 hours

90 CRI (90min., 96 avg.)

Low Output (LO)	2700K	3000K	3500K	4000K
Efficacy - Lumens per Watt	56	58	59	60
Lumens per foot (305mm)	192	199	203	205
Watts per foot (305mm)	3.5	3.5	3.5	3.5

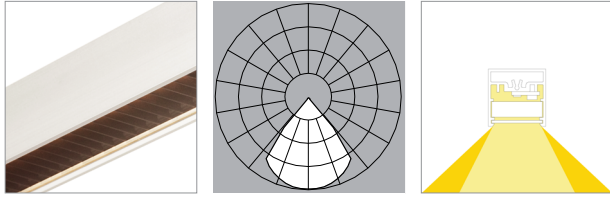
Standard Output (SO)	2700K	3000K	3500K	4000K
Efficacy - Lumens per Watt	65	67	68	69
Lumens per foot (305mm)	385	397	405	409
Watts per foot (305mm)	6.0	6.0	6.0	6.0

High Output (HO)	2700K	3000K	3500K	4000K
Efficacy - Lumens per Watt	60	62	63	64
Lumens per foot (305mm)	731	755	770	778
Watts per foot (305mm)	12.3	12.3	12.3	12.3

Performance | Zipper Board Optics

Zipper Board Optics design has 72 diodes per foot (305mm).

Black Baffle (BB)



L80 >60,000 hours

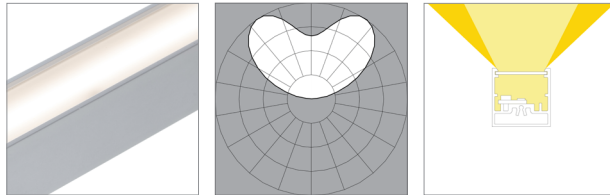
90 CRI (90min., 96 avg.)

Low Output (LO)	2700K	3000K	3500K	4000K
Efficacy - Lumens per Watt	31	31	32	32
Lumens per foot (305mm)	104	107	109	110
Watts per foot (305mm)	3.5	3.5	3.5	3.5

Standard Output (SO)	2700K	3000K	3500K	4000K
Efficacy - Lumens per Watt	35	36	37	37
Lumens per foot (305mm)	207	214	218	220
Watts per foot (305mm)	6.0	6.0	6.0	6.0

High Output (HO)	2700K	3000K	3500K	4000K
Efficacy - Lumens per Watt	33	34	34	35
Lumens per foot (305mm)	394	406	415	419
Watts per foot (305mm)	12.3	12.3	12.3	12.3

120° Batwing (G1)



L80 >60,000 hours

90 CRI (90min., 96 avg.)

Low Output (LO)	2700K	3000K	3500K	4000K
Efficacy - Lumens per Watt	94	97	99	100
Lumens per foot (305mm)	323	333	340	344
Watts per foot (305mm)	3.5	3.5	3.5	3.5

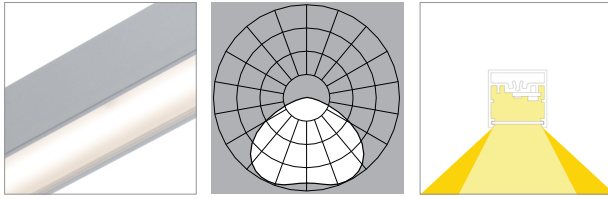
Standard Output (SO)	2700K	3000K	3500K	4000K
Efficacy - Lumens per Watt	108	111	113	114
Lumens per foot (305mm)	640	661	674	681
Watts per foot (305mm)	6.0	6.0	6.0	6.0

High Output (HO)	2700K	3000K	3500K	4000K
Efficacy - Lumens per Watt	100	104	106	107
Lumens per foot (305mm)	1226	1265	1291	1303
Watts per foot (305mm)	12.3	12.3	12.3	12.3

Performance | Zipper Board Optics

Zipper Board Optics design has 72 diodes per foot (305mm).

120° FlyWing (G2)



L80 >60,000 hours

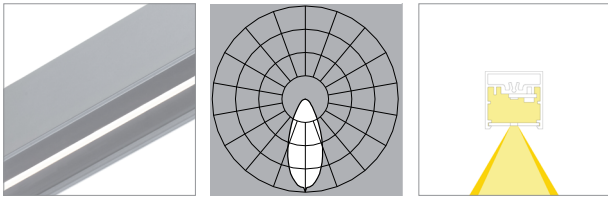
90 CRI (90min., 96 avg.)

Low Output (LO)	2700K	3000K	3500K	4000K
Efficacy - Lumens per Watt	95	98	100	101
Lumens per foot (305mm)	328	338	345	349
Watts per foot (305mm)	3.5	3.5	3.5	3.5

Standard Output (SO)	2700K	3000K	3500K	4000K
Efficacy - Lumens per Watt	110	114	116	117
Lumens per foot (305mm)	656	676	690	697
Watts per foot (305mm)	6.0	6.0	6.0	6.0

High Output (HO)	2700K	3000K	3500K	4000K
Efficacy - Lumens per Watt	102	105	107	108
Lumens per foot (305mm)	1246	1285	1311	1325
Watts per foot (305mm)	12.3	12.3	12.3	12.3

40° Symmetric (S1)



L80 >60,000 hours

90 CRI (90min., 96 avg.)

Low Output (LO)	2700K	3000K	3500K	4000K
Efficacy - Lumens per Watt	40	41	42	42
Lumens per foot (305mm)	136	140	143	145
Watts per foot (305mm)	3.5	3.5	3.5	3.5

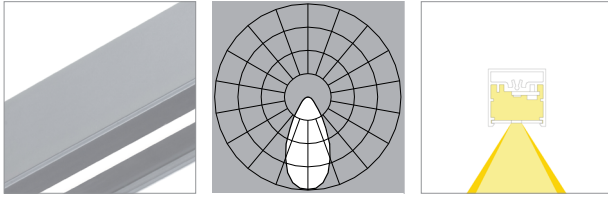
Standard Output (SO)	2700K	3000K	3500K	4000K
Efficacy - Lumens per Watt	46	47	48	49
Lumens per foot (305mm)	272	281	286	289
Watts per foot (305mm)	6.0	6.0	6.0	6.0

High Output (HO)	2700K	3000K	3500K	4000K
Efficacy - Lumens per Watt	43	44	45	45
Lumens per foot (305mm)	517	533	544	549
Watts per foot (305mm)	12.3	12.3	12.3	12.3

Performance | Zipper Board Optics

Zipper Board Optics design has 72 diodes per foot (305mm).

60° Symmetric (S2)



L80 >60,000 hours

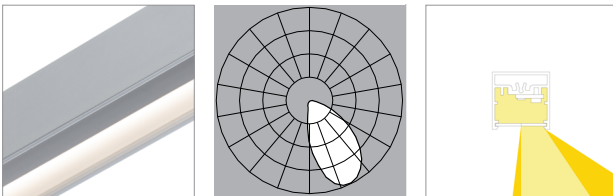
90 CRI (90min., 96 avg.)

Low Output (LO)	2700K	3000K	3500K	4000K
Efficacy - Lumens per Watt	54	55	56	57
Lumens per foot (305mm)	183	189	193	195
Watts per foot (305mm)	3.5	3.5	3.5	3.5

Standard Output (SO)	2700K	3000K	3500K	4000K
Efficacy - Lumens per Watt	62	64	65	66
Lumens per foot (305mm)	367	379	386	390
Watts per foot (305mm)	6.0	6.0	6.0	6.0

High Output (HO)	2700K	3000K	3500K	4000K
Efficacy - Lumens per Watt	57	59	60	61
Lumens per foot (305mm)	697	719	734	741
Watts per foot (305mm)	12.3	12.3	12.3	12.3

85° Asymmetric (A1)



L80 >60,000 hours

90 CRI (90min., 96 avg.)

Low Output (LO)	2700K	3000K	3500K	4000K
Efficacy - Lumens per Watt	55	56	58	58
Lumens per foot (305mm)	187	193	197	199
Watts per foot (305mm)	3.5	3.5	3.5	3.5

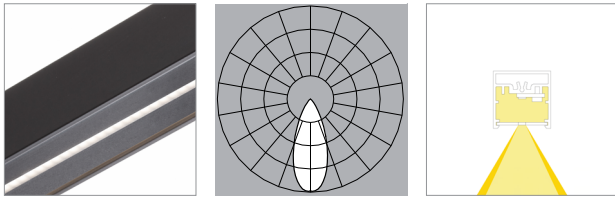
Standard Output (SO)	2700K	3000K	3500K	4000K
Efficacy - Lumens per Watt	63	65	67	67
Lumens per foot (305mm)	375	387	395	398
Watts per foot (305mm)	6.0	6.0	6.0	6.0

High Output (HO)	2700K	3000K	3500K	4000K
Efficacy - Lumens per Watt	59	60	62	62
Lumens per foot (305mm)	712	735	750	757
Watts per foot (305mm)	12.3	12.3	12.3	12.3

Performance | Zipper Board Optics

Zipper Board Optics design has 72 diodes per foot (305mm).

40° Symmetric, black finish (S1-BL)



L80 >60,000 hours

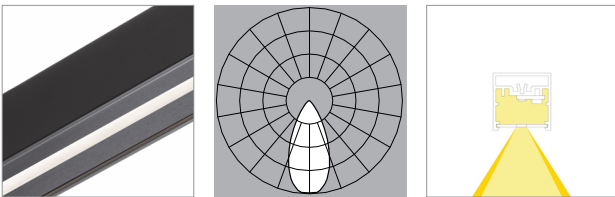
90 CRI (90min., 96 avg.)

Low Output (LO)	2700K	3000K	3500K	4000K
Efficacy - Lumens per Watt	29	30	31	31
Lumens per foot (305mm)	99	102	104	105
Watts per foot (305mm)	3.5	3.5	3.5	3.5

Standard Output (SO)	2700K	3000K	3500K	4000K
Efficacy - Lumens per Watt	34	35	35	36
Lumens per foot (305mm)	197	204	208	210
Watts per foot (305mm)	6.0	6.0	6.0	6.0

High Output (HO)	2700K	3000K	3500K	4000K
Efficacy - Lumens per Watt	31	32	33	33
Lumens per foot (305mm)	375	387	395	399
Watts per foot (305mm)	12.3	12.3	12.3	12.3

60° Symmetric, black finish (S2-BL)



L80 >60,000 hours

90 CRI (90min., 96 avg.)

Low Output (LO)	2700K	3000K	3500K	4000K
Efficacy - Lumens per Watt	34	35	35	36
Lumens per foot (305mm)	115	118	121	122
Watts per foot (305mm)	3.5	3.5	3.5	3.5

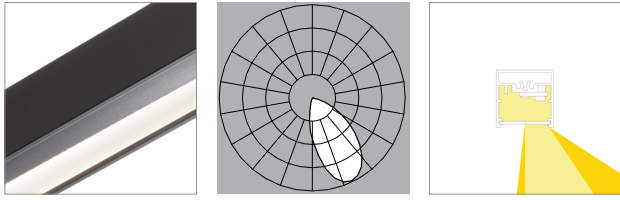
Standard Output (SO)	2700K	3000K	3500K	4000K
Efficacy - Lumens per Watt	39	40	41	41
Lumens per foot (305mm)	230	237	242	244
Watts per foot (305mm)	6.0	6.0	6.0	6.0

High Output (HO)	2700K	3000K	3500K	4000K
Efficacy - Lumens per Watt	36	37	38	38
Lumens per foot (305mm)	436	450	459	464
Watts per foot (305mm)	12.3	12.3	12.3	12.3

Performance | Button Board Optics

Button Board Optics design has 72 diodes per foot (305mm).

85° Asymmetric, black finish (A1-BL)



L80 >60,000 hours

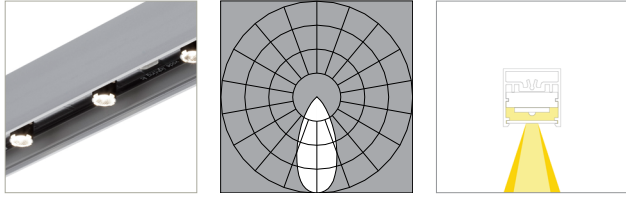
90 CRI (90min., 96 avg.)

	2700K	3000K	3500K	4000K
Low Output (LO)				
Efficacy - Lumens per Watt	44	46	47	47
Lumens per foot (305mm)	152	157	160	162
Watts per foot (305mm)	3.5	3.5	3.5	3.5
Standard Output (SO)				
Efficacy - Lumens per Watt	51	53	54	55
Lumens per foot (305mm)	304	314	320	323
Watts per foot (305mm)	6.0	6.0	6.0	6.0
High Output (HO)				
Efficacy - Lumens per Watt	48	49	50	51
Lumens per foot (305mm)	578	596	608	614
Watts per foot (305mm)	12.3	12.3	12.3	12.3

Performance | Button Board Optics

Button Board Optics design has 72 diodes per foot (305mm).

19° x 48° Oval (19)



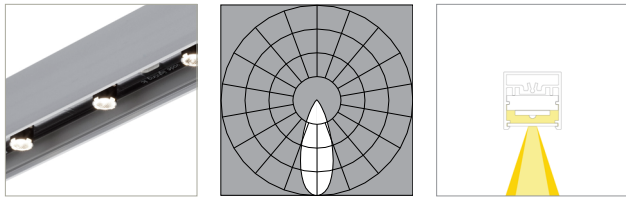
L80 >70,000 hours

Standard Output (SO)	80 CRI (80min., 84 avg.)			
	2700K	3000K	3500K	4000K
Efficacy - Lumens per Watt	61	64	67	69
Lumens per foot (305mm)	423	441	460	478
Watts per foot (305mm)	6.9	6.9	6.9	6.9

High Output (HO)

Efficacy - Lumens per Watt	55	57	60	62
Lumens per foot (305mm)	648	673	701	729
Watts per foot (305mm)	11.7	11.7	11.7	11.7
	-	-	83	-

36° Medium (36)



L80 >70,000 hours

Standard Output (SO)	80 CRI (80min., 84 avg.)			
	2700K	3000K	3500K	4000K
Efficacy - Lumens per Watt	71	74	78	80
Lumens per foot (305mm)	492	513	534	556
Watts per foot (305mm)	6.9	6.9	6.9	6.9

High Output (HO)

Efficacy - Lumens per Watt	64	66	70	72
Lumens per foot (305mm)	747	778	810	843
Watts per foot (305mm)	11.7	11.7	11.7	11.7

Copyright © 2025 Vode Lighting LLC. All rights reserved. Vode, the Vode logo, BoxRail, FlyWing, MicroBaffle, Button Board, Zipper Board, Zero Canopy, Zero Block, VodeNODE and other names are either registered trademarks or trademarks of Vode Lighting LLC in the United States and may be registered in other countries. All other trademarks listed herein belong to their respective owners. Due to ongoing innovation, specification details may change without notice.